

# 3rd Class

25th -29th May

Here is the suggested work for the coming week. There is just the right amount of work set out for you for each day. Try your best and be sure to send some work to your teacher that you would like them to see. You can also email some of your art print work to Ms. Curtin! Also 'The Hub' on RTE @ 11 has some really interesting lessons for you to follow - be sure to tune in!

Answers to your work will be sent on **Friday**.

We hope you are all keeping well. Be sure to spend some time outside during this lovely weather, while at the same time keeping a safe distance from others.

SUBJECT	Monday	Tuesday	Wednesday	Thursday	Friday
PE	PE with Joe (Mon 25th)	PE with Joe (Tue 26th)	PE with Joe (Wed 27th)	PE with Joe (Thur 28st)	PE with Joe (Fri 29th)
Maths	Data	Data	Data	Data	Data
	B	R	E	A	K
English	William Tell & recount	Scrambled sentences	Yuri Gagarin & recount	Make these sentences more interesting	Dublin Zoo & recount
	B	R	E	A	K
SESE / SPHE/ Arts	Explore materials and bird feeders	Design a bird feeder	Make a bird feeder	Art Print	Music
Gaeilge (Irish)	Oral Irish 10 words	Oral Irish 10 words	Oral Irish 10 words	Oral Irish 10 words	Oral Irish 10 words

# Monday

## English

Read this and answer the questions into your copy:

Title: William Tell, Date: 25th May 2020

### William Tell

The national hero of Switzerland is a man called William Tell. He is said to have lived in the 14<sup>th</sup> century in a part of Switzerland called Uri. He was famous as an archer, having great skill with a crossbow.

At this time, Uri was being ruled by a cruel man called Gessler. One day, Gessler put his hat on a pole in the town. He ordered the people to bow before it as they passed. William Tell walked past the hat but he refused to bow. Gessler's soldiers arrested William and his young son.

The soldiers brought William Tell to see Gessler.

'I am told that you are the best archer in all of Switzerland,' said Gessler. 'If you can shoot an arrow through an apple placed on your son's head, you may go free.'

At first William Tell refused but his son said, 'Do it father. I trust you.'

William then put two arrows in his quiver. His son stood with his back to a tree. An apple was placed on his head.


'I am ready father,' said the brave boy.

William put an arrow in his crossbow, took careful aim and shot the arrow. It went clean through the apple. His son was unharmed.

'You may go free,' said Gessler to William. 'But first tell me why did you put two arrows in your quiver?'

William Tell turned to Gessler. 'If the first arrow had harmed as much as a hair on my son's head,' he said coldly, 'the second arrow would have gone straight through your heart.'

'You may go,' muttered Gessler, his face turning pale. ■



#### CHECK-UP

- 1 Where did William Tell live?
- 2 What skill was he famous for?
- 3 What fruit did William put on his son's head?
- 4 How many arrows did William put in the quiver?
- 5 Why do you think Gessler went pale?

Now imagine you are William's son - and write in your own words what happened that day.



**Send this recount to your teacher - by email!**

**SESE**



Look at the pictures above and start to think about bird feeders.

Try your best to answer the questions below.

1. What is a bird feeder?
2. Why do people put bird feeders in their garden?
3. What materials are used in the bird feeders in the pictures above?
4. Why do you think that these materials were used?  
(Some properties include: heavy, light, strong, weak, hard, soft, transparent, opaque, water proof, durable, flexible, rigid)
5. Where, do you think, a bird feeder should be placed?

**Look at the materials below. Decide if they are suitable or unsuitable for making a bird feeder. Give a reason for your answer.**

Name of material	Is it suitable or unsuitable for a bird feeder?	Why/ why not?
Paper		
Cardboard		
Plastic		
Fabric		
Wood		
Glass		



Each day I will give you 10 words from different topics.  
You must say the word **As Gaeilge**. At the end of the week I will post the answers. Let's see if you will get 50/50!!

## Gaeilge - An Luan

### An Aimsir

Sunny	Windy	It is raining	It is snowing	Summer
Autumn	It is wet	cloudy	Snow man	May

## Maths

This week we will look at Data in Maths.

Data is a collection of facts, such as numbers, words, measurements, observations or just descriptions of things.


Data can be collected in many ways. The simplest way is direct observation.

Look at the following video on how to collect Data.

<https://www.youtube.com/watch?v=qC3oaLmeZDU>

Write out the full sentence while also putting in the right answer in the box.

**B** Look at the picture of the necklace below. Write the missing numbers.



1. There are  green beads on the necklace.
2. There are  yellow beads on the necklace.
3. There are  red beads on the necklace.
4. There are  beads altogether on the necklace.
5. There are  square beads on the necklace.
6. There are  round beads on the necklace.
7. There are  triangular beads on the necklace.
8.  beads are round and green.
9.  beads are square and red.
10.  beads are triangular and yellow.



# Tuesday

## English

Unscramble these sentences - Write them into your copy.

Title: scrambled sentences, Date: 26th May 2020

### Unscramble these sentences

1. have bottle blue a i
2. shop and the park dad gone is to
3. ate all cake the mary.
4. favourite blue is colour my.
5. medicine doctor gave the patient the
6. aunt the won my lotto
7. drink mum to coffee likes
8. stole robber money the my
9. Painted a artist the picture.
10. Weekend the at kate new a jacket got.
11. cow the ate grass the quickly.
12. teacher the cross at students the  
shouted.
13. battle soldier into marched the.
14. new have i shoes.
15. broken my computer is.

## SESE

**Activity One:** Look at the images below of homemade bird feeders.

Look at the different designs and materials.

Start to think about what materials you have at home that you could use to make your very own bird feeder!



by *Stir the Wonder* for Pre-K Pages







**Activity Two:** Get a piece of paper and a pencil.

1. **Design** what your bird feeder is going to look like. (Think about which materials are best and be as creative as possible)
2. **List** all the things that you're going to need. (make sure to choose things that you have in your house.)
3. Think about how you're going to put it together. (glue, tape, string)

**\*\*You can use the internet to help you with your planning and designing\*\***

## Gaeilge - An Máirt

### Mé Féin

nose	name	grandmother	grandfather	sister
brother	blonde	body	Tallaght	Dublin

# Maths

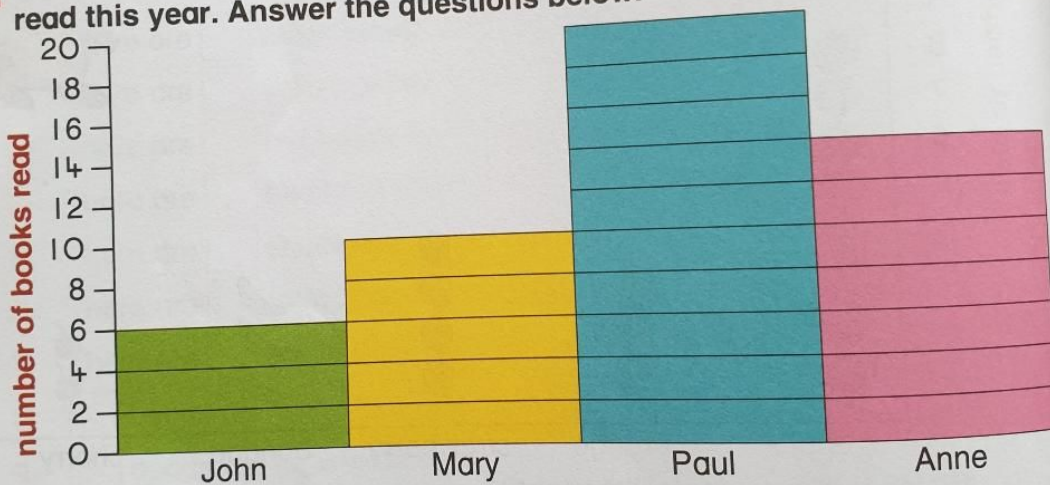
Answer the following questions in your copy. A and B.

## A Write the missing numbers.

1. I have  toes altogether.
2. There were 20 children in 2nd Class. There were 5 boys and  girls.
3. There are 9 beads on a necklace. I added 8 more.  
There are now  beads on the necklace.
4. There are 11 children on a football team.  
There are  children on 2 teams.
5. A chair has 4 legs. There are  legs on 4 chairs.



## B This block graph shows the number of books that 4 children have read this year. Answer the questions below.



1. Who read the most books? \_\_\_\_\_.
2. Who read the least books? \_\_\_\_\_.
3. How many children were in the survey?
4. How many more books did Paul read than John?
5. How many fewer books did Mary read than Anne?
6. How many books altogether did John and Anne read?
7. How many books did Mary and Paul read altogether?
8. How many books did Paul, Anne and Mary read altogether?



pair work

# Wednesday

## SESE/ SPHE

Today you are going to MAKE your bird feeder.

1. Look back at the design that you made yesterday and gather up all of the things that you need.
2. Make your bird feeder. Please get an adult to help you if you are using scissors or sharp items.
3. Hang it up, take a picture and email it to your teacher.
4. Is there anything that you would change about your design?

While you are making your bird feeder you could listen to this clip of birds singing. When we listen to sounds of nature it can help us to relax.

<https://www.youtube.com/watch?v=43A+y5W3rWA>

## Gaeilge - An Ceadaoin


### Ar Scoil

copy	book	pen	pencil	teacher
principal	yard	classroom	pupils	The office

## English

Read this and answer the questions into your copy:

Title Yuri Gagarin, Date 27th MAY 2020



# Yuri Gagarin



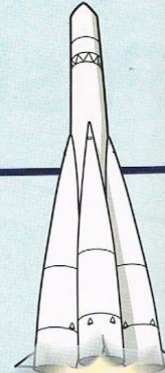
The first person in history to fly into space on a rocket was Yuri Gagarin. He was a brave pilot from Russia. Yuri was born in 1934 and grew up on a collective farm in Russia. One of his teachers was a pilot during the Second World War. Perhaps that is why Yuri wanted to become a pilot.

Yuri joined the air force in 1955 and trained to be a jet pilot. He quickly showed that he had great skill. When the Russians decided to send a man into space, they considered a group of pilots for the job. Yuri was in this group and passed lots of tests. He was not a very tall man. That may have been one reason why he was picked to fly in a tiny spacecraft called *Vostok 1*. Yuri trained very hard to prepare for the flight.

On the 12<sup>th</sup> of April 1961, *Vostok 1* blasted off into space. It was a very dangerous mission. Thankfully, Yuri got back to Earth safely. While he was in space, he looked out the window of his spacecraft. He was the first person ever to see our home planet from space.

'The Earth is blue. How wonderful! It is amazing,' he said through his radio back to Earth.

Yuri was very famous when he got back to Earth. Lots of people all over the world wanted to meet him. He visited lots of countries to talk about his flight. Sadly, in 1968, he was killed in a plane crash. The whole world was sorry to lose such a hero. ■



## CHECK-UP

- 1 Who was the first person to go into space?
- 2 Who might have influenced him to become a pilot?
- 3 Give one reason why he might have been chosen to go into space.
- 4 What was the name of his spacecraft?
- 5 What happened to him in 1968?

Now imagine you are Yuri Gagarin, write down what happened the day he looked out and said "The Earth is blue. How wonderful" on his radio back to Earth. Send a photo of this recount to your teacher by email.

## Maths


Answer the following questions in your copy. A and B.

**A** Match each question with the correct answer.

1. How many ears do you have?
2. There were 20 cakes in a box and I ate 3. How many were left?
3. How many toes on 2 feet?
4. John and Paul had 11 cars altogether. John had 7. How many cars had Paul?
5. How many eggs in half a dozen?

- 10
- 6
- 17
- 2
- 4

**B** This block graph shows the number of people who play sports.



Answer the questions.

1. Which sport is played the most? \_\_\_\_\_.
2. Which sport is played the least? \_\_\_\_\_.
3. How many people play sports altogether?
4. \_\_\_\_\_ is twice as popular as basketball.
5. How many **more** people play football than tennis?
6. How many **fewer** people play tennis than hurling?
7. How many people altogether play basketball and football?
8. How many people altogether play tennis, basketball and hurling?



# Thursday

## English

Write these sentences - adding adjectives to make them more interesting  
into your copy

Title: Interesting sentences, Date 28th May 2020

Make these sentences more  
interesting

1. The dog barked.
2. The bird flew.
3. The cat drank
4. I saw a giraffe.
5. I went to the shop.
6. One day I saw a cow.
7. The crab walked.
8. The boy climbed.
9. The girl jumped.
10. Sally ran.
11. John hopped.
12. He screamed.
13. She laughed.
14. The teacher smiled.
15. The principal frowned.

# Gaeilge - An Deardaoin

## Bia

sandwiches	milk	water	fruit	vegetables
Lunch box	I'm hungry	I'm thirsty	cheese	Orange juice

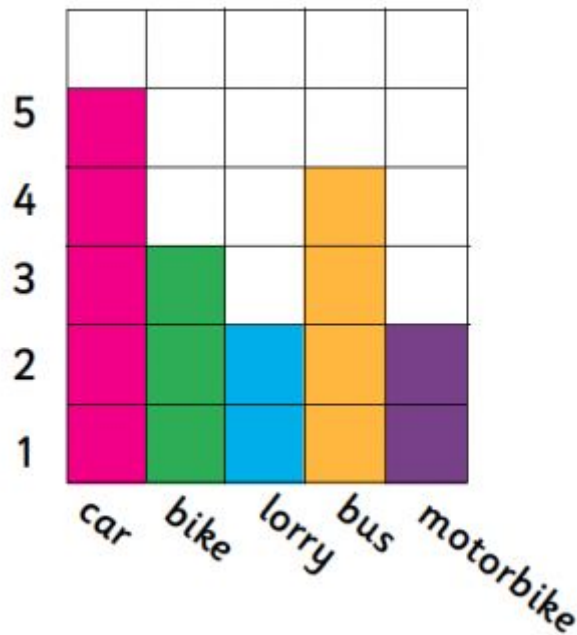
## Maths

Look back over the lessons we have done so far this week. We have used block graphs over the past two days. Today, you will collect your own data and draw your own block graph in your copy.

So on your block graph you will have

- How many chairs are in your home
- How many windows are in your home
- How many people live in your home
- How many pets are in your home

Your block graph will look something like this one below but with you own data collected.



## Art

This week, in Art, we will be looking at making PRINTS. A print is made by pressing your card down onto something and what you are left with is a print. For this lesson you will need just 4 things.:

- Shaving foam
- Paper plate
- Food colouring (2 or 3 colours)
- A stick / chopstick (teaspoon handle will do)
- White card (Postcard size)
- More card to scrape off excess foam


### Method

1. Firstly squirt the shaving foam onto the plate.
2. Then drip the food colouring on top of the shaving foam. Use 6-7 drops of each colour - spread the drops out.
3. Then drag the back of the spoon up and down and across the shaving foam to mix the colours.
4. Carefully place your white card onto the shaving foam. Leave for 5-10 seconds
5. Lift the card up and wipe away the shaving foam.
6. ... And There's your beautiful print!

You can use the shaving foam again to make more prints.

I would recommend that you only use 2 colours first - Make a print  
Add in a third colour then to make more prints with different colours

**Here are some that I made at home!**





Here is the RTE website to help

<https://www.rte.ie/learn/2020/0417/1132120-3rd-and-4th-class-art-marbling/>

**Looking and Responding:**

Can you describe the print?

Can you describe how you made it?

What do you like about the print?

# Friday

## Gaeilge- An Aoine

### An Teilifís

Sitting room	tv	Nature programme	The News	couch
film	Do you like cartoons?	What's on tv?	soap	I like comedies

## English

**Read this description of Dublin Zoo and answer the questions into your copy ,**

**Title: Dublin Zoo, Date 29th May 2020**

# Dublin Zoo



Dublin Zoo is one of the oldest zoos in the world. It is located in the Phoenix Park. It first opened in September 1831. It has changed a lot since then.

When it opened, the zoo had a lot of animals in small cages. They did not have much room to move about. The animals were not very happy. Over the years, the zoo keepers have learned a lot about how to care for animals. Today, Dublin Zoo is an excellent zoo and the animals are well cared for and happy. The animals live in large spaces. These are more like their homes in the wild.

One of the large spaces in the zoo is the African Plains area. African animals such as zebra are free to wander around this plain as they like. There is also a special forest trail for the elephants. Many of the monkeys live on their own special island in the lake.

Dublin Zoo looks after some very rare animals. It is home to rare fruit bats and Golden Lion Tamarins from South America. Without the work of the zoo, these animals could become **extinct**. This means that there would be none of them left in the world. Sometimes, the zoo swaps animals with other zoos. Then more rare animals can be bred. Lots of baby gorillas, chimpanzees and hippopotamuses have been born in the zoo.

Almost a million people visit Dublin Zoo every year. Maybe you will go there some day. ■



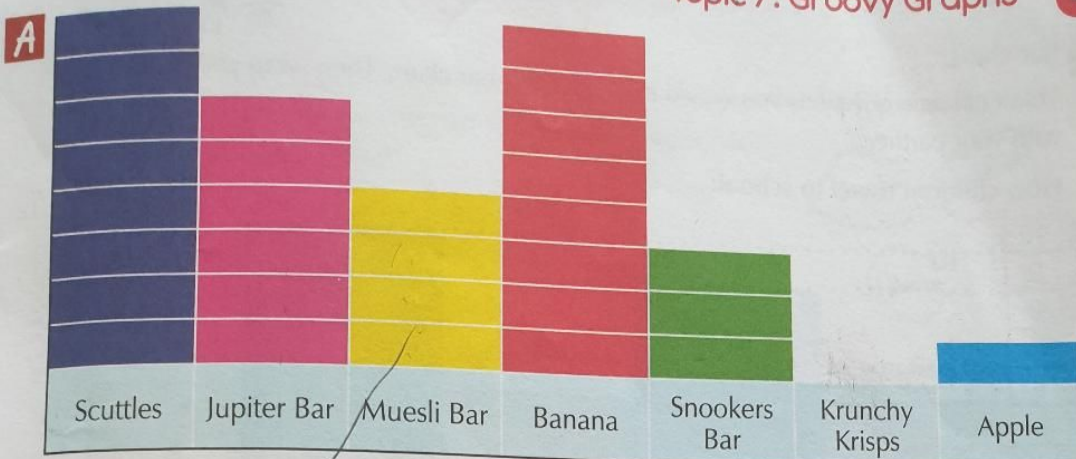
## CHECK-UP

- 1 When did Dublin Zoo open?
- 2 What were the animal cages like then?
- 3 Do you think this was good for the animals?
- 4 Where do many of the monkeys live?
- 5 Name some of the rare animals that the zoo is helping to protect.

**Under the answers draw a picture of what animal you would like to see if you visited Dublin Zoo**


# Maths

Answer all the following questions in your copy.



Ms Cranberry asked the children to think of a way of raising money. Sarah's group decided to set up a shop. They bought in 20 of every item above. Sarah made a graph to see how many of each item was sold during a one-hour period.

1. Do you think this information will help Sarah's group? **How?**
2. Which were the most popular items?
3. How many more people prefer Scuttles to Snookers?
4. How many items did they sell altogether?
5. Only one apple was sold. If no more apples were sold that day, would it be a good idea to buy in 20 more tomorrow? **Why/why not?**
6. Should Sarah do a survey of what sold over a longer time?
7. What advice would you give to Sarah and her group?



- Challenge Yourself!**
1. Sarah's group paid the following for each item. They decided to increase the price of each item by 10c. **What will the selling price be for each item?**



Item	Scuttles	Jupiter Bar	Muesli Bar	Banana	Snookers Bar	Krunchy Krisps	Apple
Cost price	40c	50c	35c	30c	55c	35c	20c
Selling price	50c						

2. How much money would Sarah's group make on 20 Muesli Bars?
3. If Sarah's group sold 15 Krunchy Krisps and 8 apples, how much would they make?

## Music

# Molly Malone Sing and Respond

Sing the song and draw a picture of Molly Malone.

What kinds of things will you include in the picture? Read the lyrics carefully.

In Dublin's fair city, where the  
girls are so pretty,  
I first set my eyes on sweet Molly Malone,  
As she wheeled her wheelbarrow, through  
streets broad and narrow,  
Crying cockles and mussels, a-live a-live O!

### Chorus

**A-live a-live O! A-live a-live O!**

**Crying cockles and mussels, a-live a-live O!**


She was a fishmonger and sure  
it was no wonder,  
For so were her father and mother before,  
And they both wheeled their barrows,  
through streets broad and narrow,  
Crying cockles and mussels, a-live a-live O!

### Chorus

She died of a fever and no one could save her,  
And that was the end of sweet Molly Malone.

Now her ghost wheels her barrow, through  
streets broad and narrow,  
Crying cockles and mussels, a-live a-live O!

### Chorus



This is a well known song that people from Co. Dublin would sing. Have a listen, join in if you like and after, draw a picture of Molly Malone paying close attention to everything the lyrics say.

<https://www.youtube.com/watch?v=diUkiTs1gxM>

# Mr. Kelly

## Monday


### Oral language games

Listen, remember and add on.

This oral language game can be played with two people or lots of people. Try it with someone at home.

Follow the instructions at '**Activity**'

LISTEN, REMEMBER AND ADD ON		A3
<b>Objective:</b> That the children can listen to a sequence and respond by adding to it.	3	Extend the activity by listing items in alphabetical order, e.g. <ul style="list-style-type: none"><li>● 'I'm going to the beach and I'm bringing an apple.'</li><li>● 'I'm going to the beach and I'm bringing an apple and a bucket.'</li><li>● 'I'm going to the beach and I'm bringing an apple, a bucket and a cup.'</li></ul>
<b>Equipment:</b> None.		
<b>Approach:</b> Class or large group in circle.		
<b>Activity:</b>  1 Begin with a sentence, e.g: 'I'm going on holidays and I'm bringing a suitcase.'  The next child repeats the first sentence and adds another item, e.g: 'I'm going on holidays and I'm bringing a suitcase and a beach towel.'  The story continues around the circle.  2 Other starter sentences: <ul style="list-style-type: none"><li>● 'I'm going to school and I'm bringing a ...'</li><li>● 'I'm going to the supermarket and I will buy a ...'</li><li>● 'I'm going to the moon and I'm bringing a ...'</li></ul>		<b>Follow-up:</b> Write and illustrate a class ABC frieze depicting the items mentioned in number 3 above.



**Play the Yes or No game:** one person tries to get the other person to say yes or no. They have 20 attempts to catch them out. The person answering can't use the same answer over and over.

## Tuesday

Read the comprehension on 'Antarctica, the Frozen Continent' and answer the questions in your copy.

### Antarctica, the Frozen Continent




Lots of people live in Europe, Africa, America and Asia. Very few people live in Antarctica. It is a very cold, icy land at the very south of our world. The only people living there are the people who go to study the animals and the weather.

However, lots of animals live in Antarctica. Penguins and seals live on the ice. They hunt fish in the sea. The biggest penguin is the emperor penguin. It's about as tall as you are! Penguins can't fly but they are all great swimmers. There are lots of whales too. When it is winter here in Ireland, it is the summer in Antarctica. Strange but true! ■

#### CHECK-UP

- 1 Where is Antarctica?
- 2 Why do people go there?
- 3 Name some animals that you would see there.
- 4 How do they get their food?
- 5 What is the world's biggest penguin?



# Wednesday

Grammar: *Verbs* : A **verb** is a main part of speech that is often used to describe or indicate an action. E.g. play, sing, walk..Sentences are not complete without a **verb**.

## Are These Sentences?


Read each line. If there is a verb, underline it in red, and mark the sentence right with a tick. If there is no verb, mark the writing wrong with a cross.

1. The ducks swim on the pond. \_\_\_\_\_
2. The cat watches the birds. \_\_\_\_\_
3. A spotty dog. \_\_\_\_\_
4. The boys play bat and ball. \_\_\_\_\_
5. The tall tree. \_\_\_\_\_
6. The park keeper sweeps up the leaves. \_\_\_\_\_
7. The rabbit hides from the fox. \_\_\_\_\_
8. A wooden boat with a blue sail. \_\_\_\_\_
9. A bird sings. \_\_\_\_\_
10. A spotty dog has a stick in his mouth. \_\_\_\_\_



# Thursday

Read the comprehension on '24 hour day' and answer the questions in your copy.



Sue hated going to bed, especially in the summertime. She wanted to play outside until it was dark. 'I wish I lived near the North Pole,' she told Mammy as she tucked her in.

'Why?' asked Mammy. 'It's freezing up there... and a polar bear might eat you for breakfast!'

'Because it never gets dark in the

summertime,' answered Sue. 'It's 24 hour daytime. You can play football at midnight!' Sue loved playing football.

'Ah but...' smiled Mammy. 'In the wintertime it never gets bright. It's 24 hour night. It's too dark to play football even at midday!'

'Oh,' said Sue. 'I never thought of that.' ■

## CHECK-UP

- 1 What is Sue's favourite game?
- 2 Why would she like to live near the North Pole?
- 3 What is a 24 hour day?
- 4 What might eat Sue for breakfast?
- 5 Why would Sue not be able to play football in winter?



## *Friday*

**Narrative writing** is **writing** that has a story, characters, conflict, and other essential parts of a story.

Watch the following video on narrative writing

<https://www.youtube.com/watch?v=eByzm-hEByM>

Read one of your favourite stories at home and email me [jkelly@staidanssns.ie](mailto:jkelly@staidanssns.ie) on who are the characters in the story, what was the conflict and where was the setting in the story.

**I can't wait to hear from everyone.**

## Social skills group

Send me an email and let me know how you are getting on. Please include:

- What time you are getting up each day
- What you missed most about school
- Your favourite thing to do each day

My email address is [jkelly@staidanssns.ie](mailto:jkelly@staidanssns.ie).

**I can't wait to hear from everyone.**