

5th Class Home Learning Week 4

Hi 5th Class,

Here is your work for the coming week. This work **does not** need to be printed off. All the work is to be completed into any copy that you have at home. Please don't forget to send your work back to your teacher to be corrected. Well done and thank you to all the boys and girls who sent last week's work. Keep it up.

Teachers will be in contact again this week, so if you see a private number calling it will be us. **Keep an eye on your emails for videos on how to complete your daily tasks. Videos and voice recordings are also linked with your work, be sure to click them for some guidance.**

Zoom - Zoom calls will continue this week. We hope to see all of you. We will send the code to your email before the meeting. It will be the same code every week.

As always, if you have any questions we are just an email away.

Email addresses:

Ms. Gallagher - sgallagher@staidanssns.ie

Ms. Hayes - ohayes@staidanssns.ie

Ms. Walsh - awalsh@staidanssns.ie

Ms. Hartland - dhartland@staidanssns.ie

Ms. Hodson - chodson@staidanssns.ie

5th Class Home Learning Week 4

Suggested Timetable:

Monday	Tuesday	Wednesday	Thursday	Friday
Maths	Maths	Maths	Maths	Maths
Literacy: English & Gaelge	Literacy: English & Gaelge	Literacy: English & Gaelge	Literacy	Literacy
B	R	E	A	K
History	History	SPHE	History	Art
PE (links below)	Dance Challenge	PE (links below)	PE (links below)	PE (links below)
DEAR Time	DEAR Time	Music	DEAR Time	Art

P.E: You can choose to follow any of the workouts from the links below:

*PE with Joe on Youtube

<https://www.youtube.com/playlist?list=PLyCLOpd4VxBuS4UeyHMccVAjpWaNbGomt>

*Clare GAA Coaching and Training https://www.youtube.com/channel/UC_mki946NlaSnt4EGLQJSaQ

*GoNoodle 'Pump it up' Workout <https://family.gonoodle.com/activities/pump-it-up>

*GoNoodle 'Blast Off' Workout <https://family.gonoodle.com/activities/blast-off>

** DEAR time: Drop Everything And Read. <https://www.worldofdavidwalliams.com/elevenses/>

Here are some useful and fun Maths websites;

<https://www.mathplayground.com/>

<https://sudoku.cool/4x4-sudoku-download.php>

5th Class Home Learning Week 4

Monday - Maths

Today we will be learning about Lines and Angles.

An **angle** is made when two straight lines meet.

Activity 1

Have a look at the pictures of the girl, and use your arms to copy her actions. Say each angle out loud as you make it. Practise this until you're confident you know the angles.

Extension task: Ask an adult to quiz you: they say the angle and you do the actions!

Chapter 8: Lines and angles

An angle is made when two straight lines meet.

As the arms rotate, the size and name of the angle changes!

no angle acute angle right angle

obtuse angle straight angle reflex angle full rotation

1. What type of angle is made in each of these pictures as shown in red?

(a) (b) (c) (d) (e)

(f) (g) (h) (i) (j)

Activity 2

Using your knowledge of angles, look at the pictures in Question 1 and write the answers in your copy.

5th Class Home Learning Week 4

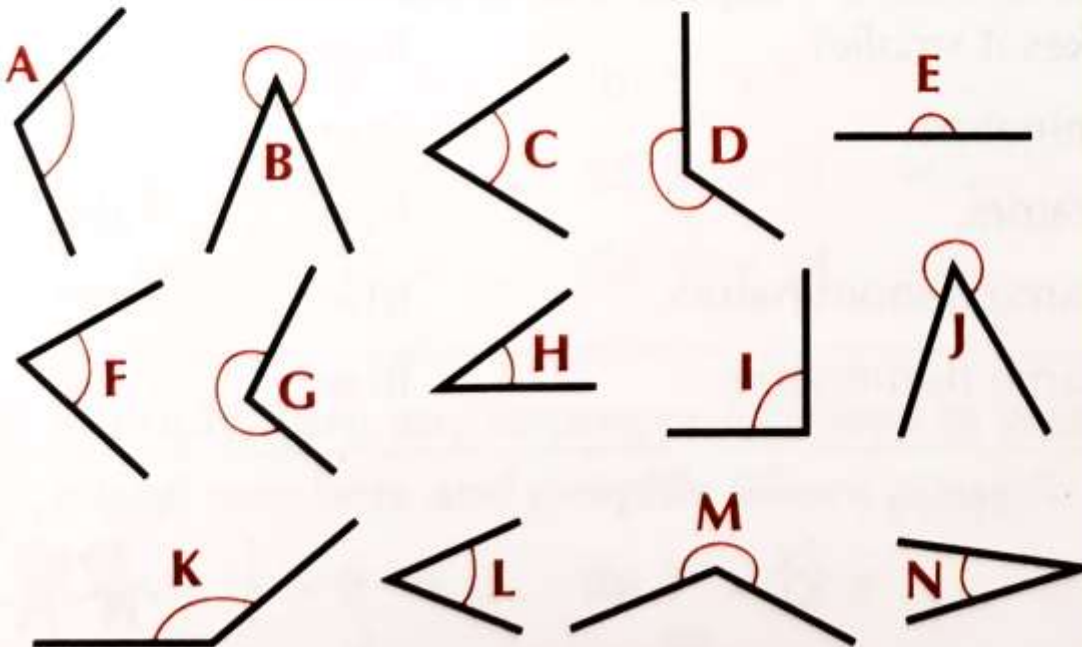
Activity 3

Now that you're familiar with the types of angles, it's time for an angles Treasure Hunt! Have a wander around your home and find:

- 2 acute angles
- 1 straight angle
- 3 obtuse angles
- 4 right angles
- 1 reflex angle

Remember: you can move things to create your angles e.g. doors

C Classify each angle indicated as acute, obtuse, reflex, straight or right.



Activity 4

Identify the angles in the picture above. Write a list of the letters and the angle that they make beside it. Have a look back over your work if you get stuck!

Here's the first one to help you:

A = obtuse

5th Class Home Learning Week 4

Monday - English

Today we are going to start a new story called 'The Mattress on the Ceiling'. The story is about a family. They are a fairly normal family. They welcome a new baby 'Barnaby' and he is fair from ordinary.

1. Creating images

Before you begin, in your copy draw a picture of what you think baby Barnaby looks like.

Look at this illustration. What information can we get from this that tells us Barnaby is a little bit different.



2. Look these new words up in your dictionary or online, write the new word and its definition in your own words in your copy.

New Words

Respectable -

Ordinary -

Despair -

Can you think of some **synonyms** for **3** of the words above?

5th Class Home Learning Week 4

Let's Read: You can also listen to the recording to help with pronunciation

Barnaby 1.m4a

'It's for Barnaby,' said Melanie, handing it across. 'To welcome him into the family.' In her hands she held a small gift-wrapped box and Eleanor felt her heart soften a little at the welcome they were showing their little brother.



She reached out to take the gift, but the moment she did so, Barnaby began to float upwards once again, his blanket slipped away from him as he drifted towards the **ceiling**, which was a much further distance to travel than the roof of the taxi cab. It was also much harder on his head.

'Ow,' grunted Barnaby Brocket, his tiny body stretched out flat as he looked down at his family, a decidedly grumpy **expression** on his face now.

'Oh, Alistair!' cried Eleanor, throwing up her arms in despair. Henry and Melanie said nothing; they simply stared up with their mouths wide open and expressions of wonder on their faces.

Captain W. E. Johns appeared, **yawning**, roused from sleep, and looked at the family that kept him fed, watered and imprisoned before following the direction of the children's gaze until he too saw Barnaby on the ceiling, at which point his tail began to wag fiercely and he started to bark.

'Bark!' he barked, 'Bark! Bark! Bark!'



Question time: What were the names of Barnaby's brother and sister?

1. What were the names of Barnaby's brother and sister?
2. Where did Barnaby hit his head?
3. Who was Captain W.E Johns

5th Class Home Learning Week 4

Monday - Gaeilge

Caitheamh Aimsire

Ceol

Video: Éist leis an bhfíseán atá nasctha thíos (*Listen to the video that is linked below. It will help you with today's Gaeilge lesson*)

Video Link:

<https://drive.google.com/file/d/1fEZKs9LFJe0MsJBdkC2VfAXRndviVfbK/view?usp=sharing>

Éist le = to listen to

Éistim le - I listen to

Éisteann tú le - You listen to

Éisteann sé le - He listens to

Éisteann sí le - She listens to

Éistimid le - We listen to

Éisteann sibh le - You (group) listen to

Éisteann siad le - They listen to

Tasc: Scríobh amach na habairtí seo i bhur gcóipleabhar agus líon na bearnaí. (*Write the sentences in your copy and fill in the blanks, using the list above for help*)

Mar shampla: (Mé) - **Éistim le** ceol traidisiúnta gach lá.

(Sí) - **Éisteann sí le** popceol gach oíche.

1. (Mé) - _____ ceol gach lá.
2. (Tú)- _____ popcheol gach maidin sa charr.
3. (Sé) - _____ rac-cheol ar an raidió.
4. (Sibh) - _____ ceol traidisiúnta tar éis scoile gach lá.
5. (Siad) - _____ ceol damhsa ag am lóin gach lá.
6. (Sí) - _____ popcheol gach maidin.

5th Class Home Learning Week 4

Monday - History

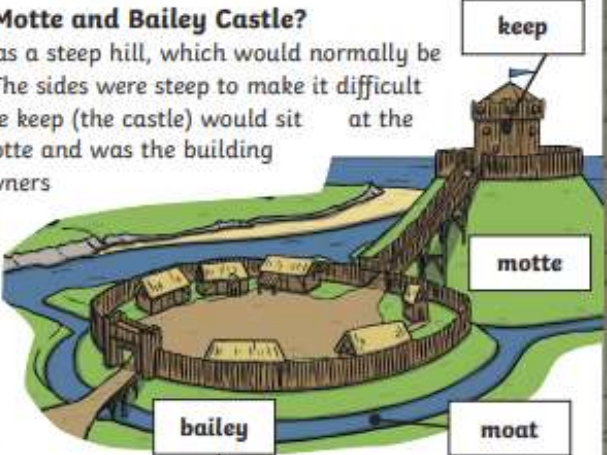
The Normans

When the Normans arrived in Ireland they began to take land from some Irish clans (Irish families). On this land they built **Motte and Bailey Castles**. Listen to the PowerPoint linked below to find out more about a Motte and Bailey Castle:

Video: <https://drive.google.com/file/d/1uA4AeJOSJZti-uegWU4Ww5RpS71lXRsm/view?usp=sharing> - Now read the text and answer the questions that follow.

Motte and Bailey Castles

What Is a Motte and Bailey Castle?
The motte was a steep hill, which would normally be man-made. The sides were steep to make it difficult to attack. The keep (the castle) would sit at the top of the motte and was the building where the owners of the castle would live. The bailey was where the soldiers, servants and animals lived. It was surrounded by a tall, wooden fence. A deep, water-filled moat surrounded the castle to make it even more difficult to attack.



Who Built Motte and Bailey Castles?
Motte and bailey castles were built by the Normans. They began building castles in England after winning the Battle of Hastings in 1066.

What Else Was in a Motte and Bailey Castle?
The space inside the bailey would be filled with houses and buildings such as stables, bakeries and kitchens. The people who lived and worked there would look after those who lived in the keep. There were often barracks for soldiers to live in so that they could protect the castle.



twinkl ★ ★ visit twinkl.com twinkl

5th Class Home Learning Week 4

Task: Answer the following questions in your copy using full sentences:

1. Why were the sides of the Motte usually steep?
2. Where would the keep be situated?
3. Who would usually live in the keep?
4. Who would usually live in the bailey?
5. What was the name of the deep water section that surrounded the castle?
6. Who built Motte and Bailey castles?
7. What was the purpose of the barracks?
8. Do you think the design of the Motte and Bailey was effective in keeping any attackers out? Why or Why not?


Tuesday - Maths

Today we will be looking at angles made by the hands on a clock.

Activity 1

Can you remember the different types of angles we learned yesterday? Test your knowledge by looking at the clocks below and identify the angle between the hands of the clock and the red line.

D What kind of angle is shown on each clock?
The angle is indicated by the red line.



Activity 2

For this activity, you have to picture the clock in your head! **Help:** If you find this very tricky, grab some paper and pencil and draw the clock to help you figure out the answer.

What angle would be made by the hands of the clock if it showed:

- a) 10 past 3
- b) 5 past 6
- c) Half past 12
- d) 20 to 4
- e) Quarter past 6

5th Class Home Learning Week 4


Activity 3

Now that you've had some practise with the clock, let's double up on the work! This time, you'll have to identify 2 angles on each clock: the **blue** one and the **orange** one. **Hint:** You might find it easier to organise your answers in table form like this:


Clock	Blue angle	Orange angle


2. Name the angle shown by the (i) blue arc and the (ii) orange arc.


Example





= reflex
 = obtuse


(a) 


(b) 


(c) 

(d) 


(e) 

(f) 

(g) 

(h) 

Challenge List all the pairs of numbers on the clock face that make right angles when joined to the centre point.



Activity 4

Complete the challenge in the **Green Box** above. Draw or look at a clock to help!

Tuesday - English

1. **Vocabulary Work:** Look up these new words and write them in your copy:

New Words

Retrieve -

Compensate -

Let's Read - Listen to the voice recording below before or during your reading.

A little later – although not quite as soon as you might expect – Alistair climbed on a chair to **retrieve** his son, taking charge of him now as Eleanor had retired to bed with a mug of hot milk and a headache. Reluctantly, he gave Barnaby his bottle, then changed his nappy, placing a new one under the baby's bottom just as Barnaby decided to go again, in a perfect golden arc in the air.



Finally, he placed him in his basket, clipping the straps from Henry's **rucksack** across the top so he couldn't float up; at last Barnaby went to sleep and probably dreamed of something funny.

'Melanie, keep an eye on your brother,' said Alistair, **positioning** his daughter in the seat next to him. 'Henry, come with me please.'

Father and son crossed the garden to their **neighbour's** house and knocked on the front door. 'What do you need, Brocket?' asked grumpy old Mr Cody, picking a flake of tobacco from between his front teeth and flicking it to the ground between their feet.



5th Class Home Learning Week 4

[Barnaby 2.m4a](#)

'The loan of your van,' explained Alistair. 'And its **accompanying** trailer. Just for an hour or two, that's all. And of course I'll **compensate** you for the gas.'

Permission granted, Alistair and Henry drove across the Harbour Bridge into the city and made their way to the department store on Market Street. There they **purchased** three large mattresses, each of which was **designed** for a double bed, a box of twelve-inch nails and a hammer. Returning home, they dragged the mattress into the living room, where Melanie was sitting exactly where they'd left her, staring at her sleeping baby brother.

'How was he?' asked Alistair. 'Any problems?'

'No,' said Melanie, shaking her head. 'He's been asleep the whole time.'

'Good. Well, take him into the kitchen, there's a good girl. I have a job to do in here.'

He took two ladders from the garden shed and placed them at either end of the living room, then climbed one, holding the left-hand side of a mattress as he did so, while Henry climbed the other, holding the right.

'Keep it steady now,' said Alistair as he took the first long nail from his breast pocket and used the hammer to pin the corner of the mattress to the ceiling. The nail went through



easily enough but met a bit of **resistance** in the floorboards of the upstairs room. Still, it didn't take too long till he got it right.

Question time - answer the questions below into your copy.

1. Why did Elanor go to bed?
2. What did Alister use to strap Barnaby into his basket?
3. What was their neighbours name? What adjective is used to describe him?
4. What did they borrow from their neighbour? Why did they borrow this?
5. How many mattresses did Alister purchase?
6. What street was the mattress shop on?

5th Class Home Learning Week 4

Tuesday - Gaeilge

Caitheamh Aimsire

Ceol

Video: Éist leis an bhfiseán ón inné atá nasctha thíos (*Listen to the video from yesterday that is linked below. It will help you with today's Gaeilge lesson*)

Video Link:

<https://drive.google.com/file/d/1fEZKs9LFJe0MsJBdkC2VfAXRndviVfbK/view?usp=sharing>

Cé	Cén sórt	Cathain	Cá
Éistim le			
Éisteann tú le	popcheol	gach maidin	ar an raidió
Éisteann sé le	rac-cheol	gach lá	ar fhón póca
Éisteann sí le	ceol traidisiúnta	gach oíche	
Éistimid le	rapcheol		
Éisteann sibh le	ceol damhsa		
Éisteann siad le			

Tasc: Scríobh abairtí agus bain úsáid as an bhosca seo. Tá abairt amháin déanta mar shampla. (*Write 5 sentences and use the box above to help you.*)

1. Éisteann tú le rac-cheol gach lá ar fhón póca. (*You listen to rock music every day on a mobile phone*)
- 2.
- 3.
- 4.
- 5.
- 6.
- 7.

5th Class Home Learning Week 4

Tuesday - History

Norman Castles in Ireland

In yesterday's lesson we learnt that the Normans began to take some of the Irish land from the Irish clans. They began building castles on high ground. These castles were initially built using timber but they were later built using stone. There are many Norman castles still standing in Ireland today. Some of them are listed below.



Task: Using the internet find out in what county would you find these Norman Castles:

1. Leixlip Castle
2. Drimnagh Castle
3. Trim Castle
4. Castle Roche
5. Ferns Castle
6. Nenagh Castle
7. King John's Castle, Carlingford
8. Carrickfergus Castle
9. Enniscorthy Castle
10. Ashford Castle

Questions:

1. Name the largest Norman castle in Ireland.
2. Think about where these castles / counties are located on the map. What is one observation you could make about where the Normans settled in Ireland

Norman Names

Here are some modern day Irish surnames that are descended from the Normans (names that have been passed down through generations from the Normans.)

Lyons Butler Walsh Rice Sinnott Burke
Lynch Barry White Joyce D'Arcy Fitzgerald
Plunkett Fleming Griffith Fitzgibbon Roche

Question: Can you think of anyone you know or any famous people with any of these surnames? Make a list!

5th Class Home Learning Week 4

Tuesday - PE

This week we have another dance video for you to follow. Get your groove on and make sure to get people at home involved too!

First, let's warm up:

Warm up - Let's try:

- Stretching our arms as high as we can upwards, keeping our feet flat on the ground
- Stretch your arms out to make yourself as wide as you can
- Now try touch your toes
- Shake out your hands, your legs and your whole body
- Let's roll our neck clockwise very slowly
- If you remember any more stretched you can add them in.

Let's get our heart rate up now

- 15 jumping jacks
- 15 high knees
- 15 lunges
- 15 second running on the spot
- Take a 30 second break and then repeat.

DANCE VIDEO

Click the link below or type this into YouTube

<https://www.youtube.com/watch?v=I1gMUbEAUFw>

5th Class Home Learning Week 4

Wednesday - Maths

Today we are learning about measuring angles with a protractor.

Last week we looked at how we use a protractor to measure angles inside a circle. Today, we'll find out how to measure an angle between 2 straight lines.

Activity 1

Let's start nice and easy this morning with a song! Click the link below to listen and watch. Watch as many times as you like!

<https://www.youtube.com/watch?v=NVuMULQjb3o>

Title: Numberock Angles Song

We can work out what type of angle something is by looking at how many degrees it measures:

- 1) **Acute** angles measure between 1° and 89°
- 2) **Right** angles measure 90°
- 3) **Obtuse** angles measure between 91° and 179°
- 4) A **straight** angle is 180°
- 5) A **reflex** angle is between 181° and 359°
- 6) A **full rotation** is 360°

Activity 2

Ms Hayes measured some angles, and wrote down how many degrees was in each one. Can you help her figure out what type of angles they are from the measurements she got? **Hint:** Look at the degrees above to help you!

- 1) $25^\circ =$
- 2) $360^\circ =$
- 3) $130^\circ =$
- 4) $75^\circ =$
- 5) $180^\circ =$
- 6) $115^\circ =$
- 7) $185^\circ =$
- 8) $90^\circ =$
- 9) $300^\circ =$
- 10) $0^\circ =$

5th Class Home Learning Week 4

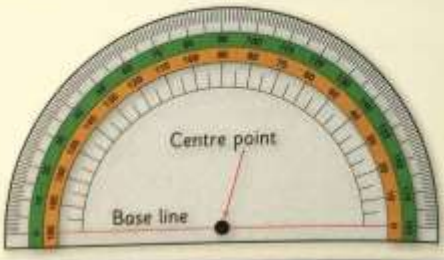
Activity 3

Have a look at the protractor below. The blue boxes explain the numbers on the protractor. See if you can figure out the answers to the questions by looking at the protractor.

Lines and angles – The protractor


We use a **protractor** to measure and construct angles.

- It has two scales.
- The **outside scale** reads from left to right.
- The **inside scale** reads from right to left.
- Angles are measured in degrees (e.g. 60°).

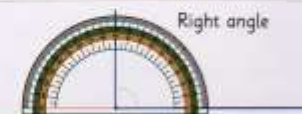


1. (a) What 2-D shape is a protractor?
(b) How many degrees are marked on a protractor?
(c) How many degrees are in a straight angle?
(d) How many degrees are in a right angle?
(e) How many degrees are in a full circle?
(f) How many degrees are in $\frac{1}{8}$ of a full circle?

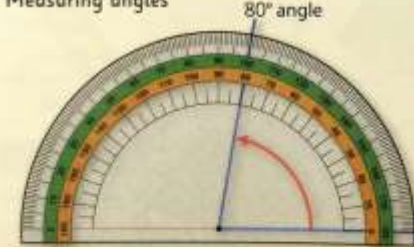
Straight angle



Right angle



Measuring angles



80° angle

Step 1 Place the centre point of the protractor on the **vertex** (point) of the angle.

Step 2 Place the base line of the protractor on one arm (line) of the angle.

Step 3 Count the degrees, starting at zero, until you reach the other arm. (All arms can be made longer, using a ruler and pencil, if necessary.)

We used the **inside scale** to measure this angle!

Estimate whether the angle is **<** or **>** a right angle.

Activity 4

Let's see if you can work out the answers to these questions:

- 1) How many degrees are in half of a right angle?
- 2) How many degrees are there in 2 right angles?
- 3) What type of angle is 180° ?
- 4) What type of angle is 360° ?
- 5) How many degrees are in a circle?
- 6) True or false: 170° is an obtuse angle.
- 7) True or false: 10° is a reflex angle.
- 8) True or false: 210° is an acute angle.

5th Class Home Learning Week 4

Wednesday - English

Today we are going to finish our story of Barnaby. Click the link below to listen.

Barnaby 3.m4a

'Now the other corner,' he said, moving his ladder across and nailing the next part of the mattress in place. He continued doing this for almost an hour, using twenty-four nails in total, and by the time he finished, the **previously** white ceiling had been covered over by the rather flowery design of a David Jones Bellissimo plush medium mattress.



'What do you think?' asked Alistair, looking down at his son for approval.

'It's unusual,' replied Henry, considering it.

'I'll give you that,' agreed Alistair.

By now, the sound of all that hammering had woken Barnaby and he was making a series of **unintelligible gurgling** sounds from his basket as Melanie tickled him under the chin and arms and generally made a **nuisance** of herself.

Eleanor's headache had grown worse too, and she'd come downstairs to find out what all that infernal banging was about. When she saw what her husband had done to the living room ceiling, she stared at him, **speechless**, for a moment, wondering whether everyone in the house had gone quite mad.

'What on earth...?' she asked, struggling for words, but Alistair simply smiled at her and brought the basket into the centre of the living room, where he unclipped the rucksack cords to allow Barnaby to float upwards once again.



5th Class Home Learning Week 4

This time, however, he didn't bang his head against the ceiling and he didn't say 'Ow'. Instead he had a much softer landing and seemed perfectly **content** to be left up there, playing with his fingers and **examining** his toes.


'It works,' said Alistair in delight, turning to his wife, expecting her to be pleased by what he had done, but Eleanor, a perfectly normal woman, was **aghast**.

'It looks **ridiculous**,' she cried.

'But it won't be for long,' said Alistair. 'Just until he settles down, that's all.'

'But what if he never settles down? We can't leave him up there forever.'

'Trust me, he'll get tired of all this floating **business** in due course,' insisted Alistair, trying to be **optimistic**, **despite** the fact that he felt anything but. 'Just wait, you'll see. But until then we can't have him bumping his head every time he gets away from us. He'll **damage** his brain.'



1. **Let's get writing:** News Reporter

Today you are going to take on the role of a Newspaper reporter. Imagine you are interviewing Barnaby's family. Write a report for your local newspaper on what happens when you meet them for their interview.

Things to include:

1. An introduction about the family
2. Facts about the Barnaby - why is he so different?
3. The families feelings

5th Class Home Learning Week 4

Wednesday - Gaeilge

Caitheamh Aimsire

Léigh an bolgán seo (*Read the bubble below*)

Dia duit!

Is mise Cáit agus tá mé deich mbliana d'aois. Tá mé i mo chónaí i dTamhlacht, i mBaile Átha Cliath. Tá mé i Rang a Cúig. Tá súile liath agam agus tá gruaig fionn orm. Is maith liom a bheith ag léamh gach lá mar tá sé suaimhneach. Is fearr liom a bheith ag féachaint ar an teilifís. Is é clár ceoil an clár teilifíse is fearr liom mar tá sé taitneamhach. Éistim le popcheol gach lá tar éis scoile ar an raidió. Ní maith liom a bheith ag cócaireacht mar i mo thuairim tá sé dúshlánach.

Tasc: Freagair na ceisteanna seo i do chóipleabhar

1. Cad is ainm di?

_____ is ainm di

2. Cén aois í?

Tá sí _____ d'aois.

3. Cén rang ina bhfuil Cáit?

Tá Cáit i _____.

4. Cén sórt caitheamh aimsire is maith le Cáit?

Is maith léi a bheith _____ mar _____.

5. Cén caitheamh aimsire nach mhaith léi?

Ní maith léi a bheith _____ mar _____.

Tasc: Inis dom fút féin!

Write a short profile similar to Cáit's above telling us all about yourself. Look back on the work you have been doing over the past few weeks to help you!

5th Class Home Learning Week 4

Wednesday - SPHE

“Everyday may not be good, but there is good in

Today, we are going to spend some time reflecting on the little things that make us happy.

Let's think for a minute.

1. What little thing do you look forward to every day?
2. What is something that makes you happy?

Now, we are going to create our **happy hand**. Follow the video to create your own.

Write down 4 of your favorite things or 4 things that bring you joy.

Watch this how to video: [My Happy Hand Video](#)



5th Class Home Learning Week 4

Wednesday - Music

This week we want you to listen to **two** different versions of the same song.

- You will need to **compare** the two versions. You will need to listen to what is different about the two songs and what is the same.

Listen to this 1st: <https://www.youtube.com/watch?v=3UUWkr4FUlo>

1. What is the message of the song?
2. Can you name some instruments you hear?
3. What would you rate this song out of 5?



Now listen to this version: <https://www.youtube.com/watch?v=iTf0Kghxzvw>

1. What is different about this version?
2. What instruments do you think are being used?
3. Which version do you prefer? Why?

The original version was sang by **Van Morrison**

Can you find out:

1. Where Van Morrison was from?
2. What year was 'Days Like This' released?
3. Does Van Morrison play any instruments?
4. Can you find another song he sings?



Thursday - Maths

Today we are learning about angles in a triangle.

Activity 1

Have a look at the yellow box. Grab a piece of paper and try out the activity!

Lines and angles

How many degrees are there in total in the angles of a triangle?

If you cut out the three angles of any triangle, you will be able to form them into a straight angle – just like a jigsaw puzzle!

Without using a protractor:

(i) Calculate the measure of each **unknown** angle and
 (ii) say whether the angle is **acute**, **right**, **obtuse**, **straight** or **reflex**.

1. (a)

(b)

(c)

(d)

(e)

(f)

(g)

(h)

2. Calculate the unknown angles, without using a protractor.

(a)

(b)

(c)

(d)

If you add the 3 angles in a triangle, you will get 180° .

This is true for every triangle.

Activity 2

Look at Question 1 in the picture above. See if you can work out the missing angle of the 8 triangles. Here's the first one as an example:

a) $180^\circ - (70^\circ + 30^\circ) = \underline{\quad}$

*we work out the brackets first, and take the answer away from 180

$180^\circ - 100^\circ = 80^\circ$ *so our missing angle is 80°

Activity 3

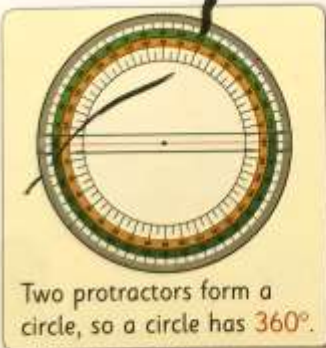
Look at Question 2 above. The bottom line is a straight angle which is 180° . Can you work out the missing angles in a) b) c) and d)

5th Class Home Learning Week 4

Activity 4

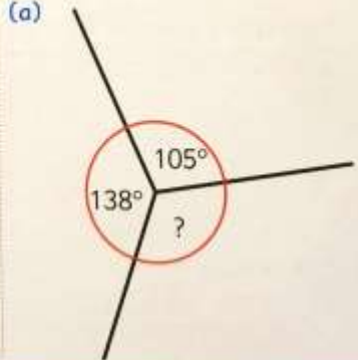
In Question 3 below we are looking at circles. A circle is made of 360° . Can you work out the missing angles in a) b) and c)

3.

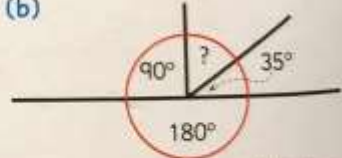


Two protractors form a circle, so a circle has 360° .

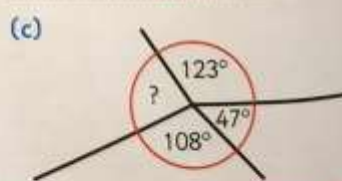
(a)



(b)

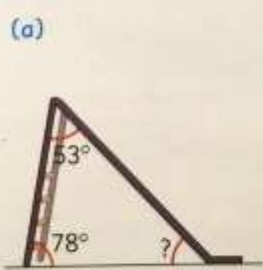


(c)

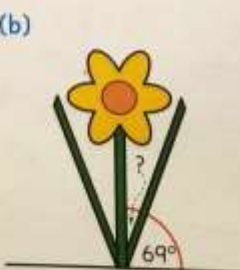


4.

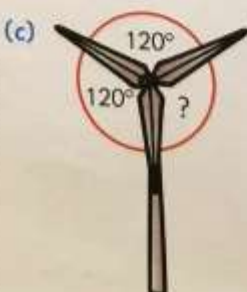
(a)



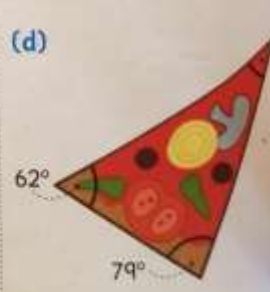
(b)



(c)



(d)



16

Activity 5

Try your best with Question 4. Use all the things you learned today to help and look back over your earlier work to help you!

Thursday - English

Apostrophes

Apostrophes

We use apostrophes to show possession ('s). It shows that something belongs to someone, or someone owns it.

Examples

the clothes belonging to the baby - the baby's clothes

The shoes belonging to the boy - the boy's shoes.

Watch Ms. Walsh's mini lesson:

[Apostrophes .mov](#)

Rewrite the following sentences into your copy, replace the underlined words with the correct format using apostrophe (s) to show possession.

Example - Henry's brother was called Barnaby.

1. The brother of Henry was called Barnaby.
2. The name of the girl was Melanie.
3. The dog belonging to Melanie was called Captain W.E. Johns.
4. The dog followed the gaze of the children.
5. The mother of Barnaby went to bed with a headache.
6. Alastair had an idea to stop the ceiling from hurting the head of the baby.
7. Alastair put the baby into the basket of the baby.
8. Alastair clipped the straps of the rucksack belonging to Henry to the basket.
9. Alastair went to the house of the neighbour.
10. Alastair and Henry borrowed the van of Mr Cody.

5th Class Home Learning Week 4

Thursday - History

Life in a Motte and Bailey Castle

Pick **one** of the following diary entries:

Imagine you are a **Norman Lord**. What would your day look like? Where do you live? What jobs would you have to do every day? Write a diary entry describing a day in the life of a Norman Lord.

OR

Imagine you are a **Norman Soldier**. What would your day look like? Where do you live? What jobs would you have to do every day? Write a diary entry giving us an insight into the life of a Norman Soldier.

Top Tips:

- ★ Remember to give your diary entry a date in which the Normans were in Ireland.
- ★ Remember to give yourself a Norman name!
- ★ Look back at all the information we have learnt on the Normans and include some of that key vocabulary (e.g. motte / bailey / moat ..)

Fun Idea: It was a really long time ago since the Normans were in Ireland so why not try to dye your page with a tea bag to make your diary entry look old!

Step 1: Put a teabag into water (cold water works perfect!)

Step 2: Squeeze any excess water out of the tea bag so it is not dripping with water.

Step 3: Using the damp tea bag, dab it around your page until it is dyed a light brown colour and then leave it to dry!


5th Class Home Learning Week 4

Friday - Maths

Today we're doing puzzles!

Activity 1

Start with the bottom row and see if you can complete the square.



Activity 2

1) The sum is 15.

	7	6
9	5	
4		8

2) The sum is 12.

	8	1
2		6
7	0	

3) The sum is 15.

8	1	
	5	7
4		2

4) The sum is 12.

3		
8		0
	6	5

5th Class Home Learning Week 4

Activity 3

$$\text{Watermelon Slices} + \text{Watermelon Slices} + \text{Watermelon Slices} = 36$$

$$\text{Watermelon Slices} + \text{Orange} + \text{Orange} = 28$$

$$\text{Orange} - \text{Banana} = 3$$

 = ?  = ?  = ?

Activity 4

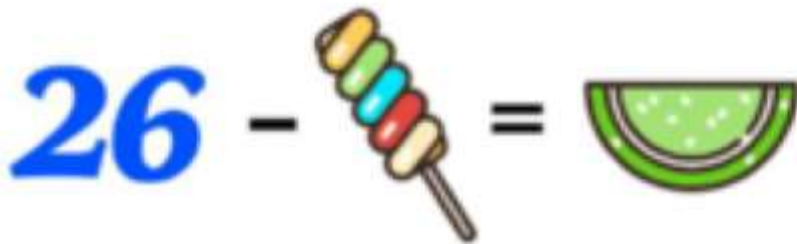
www.solvemoji.com - HARD
SOLUTIONS, PUZZLES & LEADERBOARDS ONLINE

$$\text{Rice Bowl} + \text{Hot Dog} + \text{Rice Bowl} = 38$$
$$\text{Rice Bowl} + \text{Burger} + \text{Rice Bowl} = 34$$
$$\text{Burger} + \text{Hot Dog} + \text{Burger} = 39$$
$$\text{Burger} \times \text{Rice Bowl} \times \text{Hot Dog} = ?$$

Puzzle ID: 28204 Solvemoji.com

Activity 5


$$\text{fish} + \text{bean} + \text{fish} = \text{skewer}$$


$$26 - \text{skewer} = \text{watermelon slice}$$


$$\text{watermelon slice} + \text{watermelon slice} = 2$$


$$2 \text{ fish} = \text{watermelon slice} + 9$$


$$\text{skewer} - \text{bean} = ?$$

5th Class Home Learning Week 4

Friday - English

1. **Vocabulary work** - Today we are going to look at words that are the odd ones out.

Write each group of words into your copy. Circle the word that doesn't belong.

Example: cat, dog, rabbit, elephant

1. baby, child, adult, dog
2. boy, sister, daughter, mother
3. father, brother, son, girl
4. float, sink, hover, soar
5. mattress, chair, bed, garden
6. problems, solutions, difficulties, complications
7. living room, garden, sitting room, bedroom
8. replied, responded, answered, asked
9. dog, cat, goldfish, neighbour
10. sky, pink, blue, white
11. computer, swing, television, iPad
12. millimetre, centimetre, metre, square
13. beech, ash, baby, sycamore




Friday Art

Click the link below for a tutorial on today's art

<https://www.youtube.com/watch?v=m4D2xzqqlYs>

Video Title: Triangle Art: Lines and Angles

**Budding
Artists**
*Fun with
triangles,
lines and
angles*



What you'll need:

- Paper
- A ruler (optional)
- Black pen/marker
- Coloured markers