

## 3rd Class Work January 18th-22nd

Hi Everyone,

We have prepared a suggested timetable and some work for the pupils to complete for this coming week. Most subjects will be laid out with '**Monday-Friday**' clearly labelled. Feel free to do things in any order that suits you. There will also be spellings for every day that need to be learned for a mini test on Friday. We hope that everyone is keeping well during this difficult time.

The following are the email addresses of the teachers in 3rd class should you have any questions:

[jsomerville@staidanssns.ie](mailto:jsomerville@staidanssns.ie)

[ghamilton@staidanssns.ie](mailto:ghamilton@staidanssns.ie)

[friordan@staidanssns.ie](mailto:friordan@staidanssns.ie)

[fmacsuibhne@staidanssns.ie](mailto:fmacsuibhne@staidanssns.ie)

[mgeraghty@staidanssns.ie](mailto:mgeraghty@staidanssns.ie)

[mmoloney@staidanssns.ie](mailto:mmoloney@staidanssns.ie)

### Spellings

Monday	Tuesday	Wednesday	Thursday	Friday
Speech Bleed Cheek green	Peak Read Steam clean	Team Squeal Leave Weak	Between Delete Please beach	<b>Test</b>

<u>SUBJECT</u>	<u>Monday</u>	<u>Tuesday</u>	<u>Wednesday</u>	<u>Thursday</u>	<u>Friday</u>
PE	PE with Joe Wicks	Dance Session	PE with Joe Wicks	HIIT Exercises	PE with Joe Wicks
Maths	2D-Shapes	2D-Shapes	Lines	Lines	Angles
	B	r	e	a	k
English	Grammar-Verbs  <i>Spellings</i>	Diary Reading Activity  <i>Spellings</i>	Diary Entry Writing Activity  <i>Spellings</i>	Vocabulary Work and sentences  <i>Spellings</i>	Spelling Test and Cloze Procedure
	B	r	e	a	k
SESE / Arts	<i>History- the story of Cú Chulainn</i>	<i>Music- Molly Malone</i>	<i>History- Cú Chulainn Activities</i>	<i>Science- The Rainforest</i>	<i>Art- Draw Spongebob Squarepants</i>
Gaeilge (Irish)	Ar Scoil- Ábhair Scoile	Ar Scoil- Seomra ranga	Ar Scoil- Éadaí Scoil	Ar Scoil - Éadaí Scoile	Ar Scoil- Scéal

## *Monday*

### *P.E*

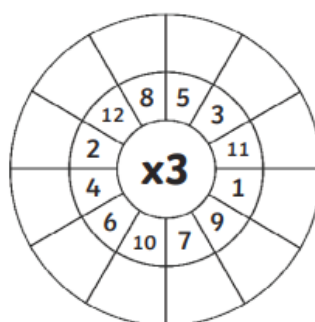
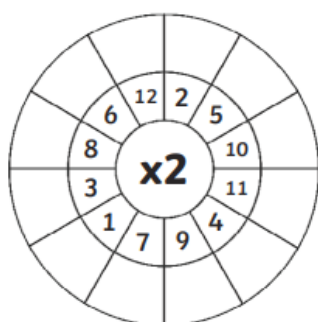
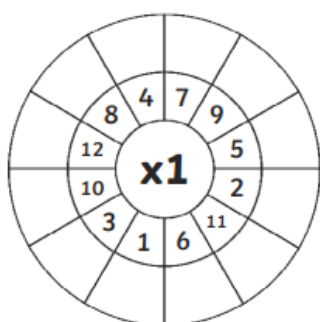
<https://www.youtube.com/c/TheBodyCoachTV>

Please click on the link above for 'The Body Coach' Joe Wicks' youtube channel. Here Joe is doing live PE for children every Monday, Wednesday and Friday at 9am. If you can't make 9am the video will be up on the channel permanently so click it at any time today! Parents can join in too! Get moving and have fun!

## Maths- Times tables and 2D Shapes

# Multiplication Wheels

Multiply the numbers by the middle number.



Match the shape with the correct description and name.

1. I have four straight sides and four right angles. My sides are not all the same length.

2. I have one curved side.

3. I have three sides and three angles.

4. I have one curved side and one straight side.

5. I have four equal sides and four right angles.

6. I have one curved side. I am egg-shaped.



Square

Oval

Triangle

Semi-circle

Circle

Rectangle

Look at the picture. Tick the boxes as you find the shapes.

1.		<input type="checkbox"/>
2.		<input type="checkbox"/>
3.		<input type="checkbox"/>
4.		<input type="checkbox"/>
5.		<input type="checkbox"/>



## Hexagons

A **hexagon** is a shape with six sides.

I am a regular hexagon because all my sides and angles are the same.



We are irregular hexagons. Our sides and angles are not the same.




Here are some examples of regular hexagons:



White football patches



Beeswax



Tiles

**A** Draw six irregular hexagons in your copy.



## Regular shapes

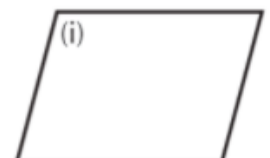
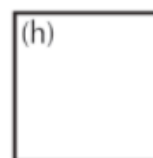
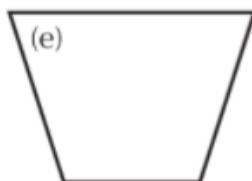
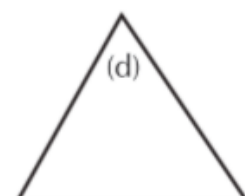
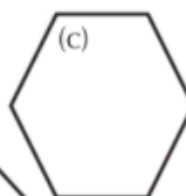
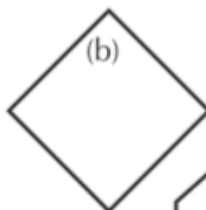
- All sides are the same length.
- All angles are the same size.

## Irregular shapes

- All sides are not all the same length.
- All angles are not all the same size.

**A** Shapes.

1. Colour the regular shapes red and the irregular shapes green.





1. Write the sentences below into your copy and complete the activities.
2. Can you think of any other verbs? Make a list of 10 verbs in your copy.

1. Daniel ran in the race.

2. Lilly danced for her exam.

3. Jessica read her favourite books.

4. The rabbit hopped away quickly when the car came past.

5. The sun shone brightly.

6. Guinea pigs eat fresh vegetables.

7. Fish swim in deep and shallow waters.

Read the sentences and circle the verb in each of them.

Now choose 3 of the sentences above and rewrite them below, changing the verbs to make them more exciting.

Example: Daniel sprinted in the race.

**SESE** read the comprehension and answer the questions in your copy.

## The Legend of Cú Chulainn

Cú Chulainn is one of the greatest Irish legends. He was known for his super strength and amazing bravery on the battlefield. Even as a young boy, Cú Chulainn was stronger than any man. He went to a school called the Macra where he was trained as a great warrior. His story was passed on to others by word of mouth but then written down over 800 years ago in a collection of Irish stories called the Táin.



### Did You Know?

Cú Chulainn was not his actual name, this name was given to him by King Conor. His real name was actually 'Setanta'.

Cú Chulainn's name means 'the hound of Culan'. Culan was a blacksmith who worked for King Conor. He had let out his hound to guard the grounds while the King was hosting a dinner. Cú Chulainn, who was invited to this dinner, met this fierce hound face-to-face as he tried to get in.

Cú Chulainn used his amazing strength to play the Irish sport of hurling. He was very talented at this sport and was late for the King's dinner as he was playing a hurling match with his friends from school. When he met the fierce hound, Cú Chulainn used his amazing talent, strength and bravery, and struck the sliotar as hard as he could towards the dangerous hound and defeated him.

Feeling bad for Culan who owned the hound, Cú Chulainn promised to protect the land until a new hound was raised. This is how he got his new name 'Cú Chulainn'.



# The Legend of Cú Chulainn Questions

1. As a boy, Cú Chulainn was stronger than any...

bull

man

fox

2. At school Cú Chulainn was learning to become a...

doctor

farmer

warrior

3. About how many years ago were Cú Chulainn's stories written down?

700

800

900

4. What is the name of the collection of stories in which his story was written?

---

5. What does Cú Chulainn's name mean?

---

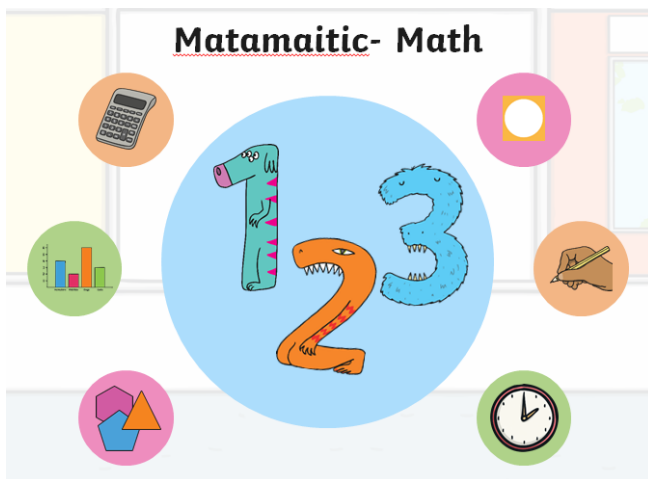
6. Why was Cú Chulainn late for the King's dinner?

---

# *Gaeilge- Ar Scoil-Ábhair Scoile*

Foclóir nua:


- Ar scoil
- Matamaitic
- Béarla
- Stair
- Tíreolaíocht
- Eolaíocht



## *An maith leat Matamaitic?*

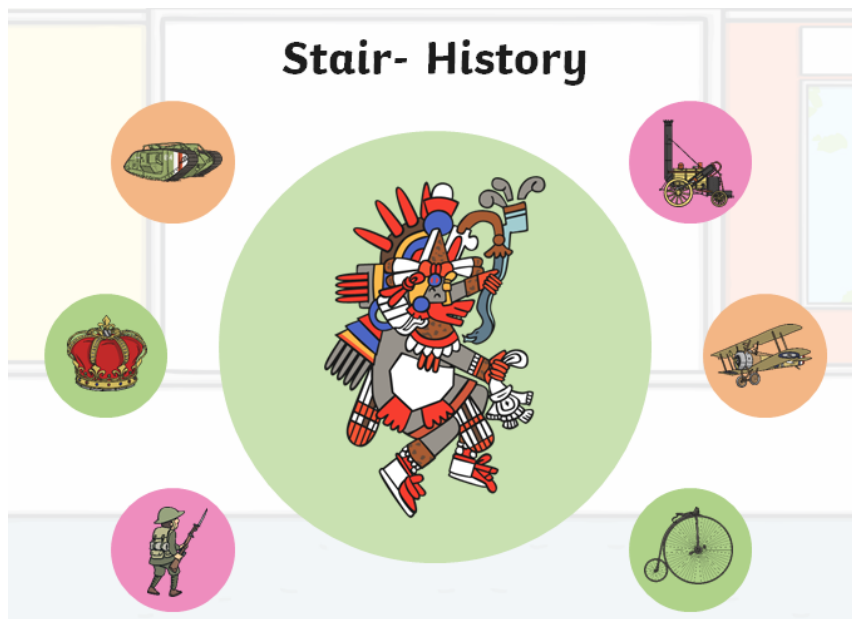
Is maith liom matamaitic/ Ní maith liom matamaitic.





### *An maith leat Béarla?*

Is maith liom Béarla/ Ní maith liom Béarla.



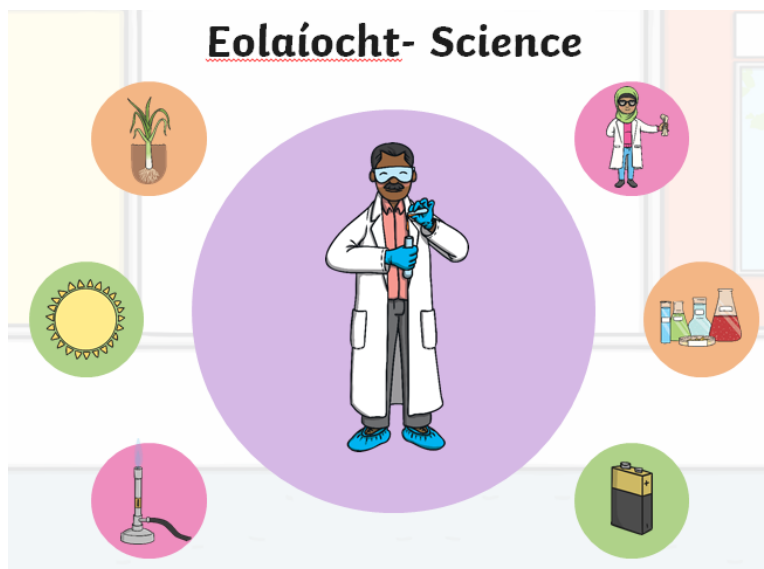
### *An maith leat Stair?*

Is maith liom Stair/ Ní maith liom Stair.



### *An maith leat Tíreolaíocht?*

Is maith liom Tíreolaíocht/ Ní maith liom Tíreolaíocht.



### *An maith leat Eolaíocht?*

Is maith liom Eolaíocht/ Ní maith liom Eolaíocht.

# Tuesday

## P.E

Click the two links below for some short dancing videos and practise your moves!

[https://family.gonoodle.com/activities/kidz-bop-kids-old-town-road?utm\\_content=teacher&utm\\_medium=1668706&utm\\_campaign=share\\_link&utm\\_term=kidz-bop-kids-old-town-road&utm\\_source=clipboard](https://family.gonoodle.com/activities/kidz-bop-kids-old-town-road?utm_content=teacher&utm_medium=1668706&utm_campaign=share_link&utm_term=kidz-bop-kids-old-town-road&utm_source=clipboard)

[https://family.gonoodle.com/activities/kidz-bop-kids-best-day-of-my-life?utm\\_content=teacher&utm\\_medium=1668706&utm\\_campaign=share\\_link&utm\\_term=kidz-bop-kids-best-day-of-my-life&utm\\_source=clipboard](https://family.gonoodle.com/activities/kidz-bop-kids-best-day-of-my-life?utm_content=teacher&utm_medium=1668706&utm_campaign=share_link&utm_term=kidz-bop-kids-best-day-of-my-life&utm_source=clipboard)

## Maths- 2D shapes

### Draw the 2D Shape

Read the clues below. Write the name of the 2D shape. Draw the 2D shape in the box.

<p>I have four sides. I have four corners. My sides are all the same length.</p> <p>Answer: _____</p>	
---	--

<p>I have four sides. I have four corners. Two of my sides are long and two are short.</p> <p>Answer: _____</p>	
---	--

<p>I have one side. My side is curved. I have no corners.</p> <p>Answer: _____</p>	
--	--

I have two sides. I have two corners.

I have one curved side and one straight side.

Answer: \_\_\_\_\_

I have five sides. I have five corners.  
My sides are all straight.

Answer: \_\_\_\_\_

I have six sides. I have six corners.  
My sides are all straight.

Answer: \_\_\_\_\_

I have one curved side. I have no corners.  
I am not a circle.

Answer: \_\_\_\_\_

I have four sides. Two sides are long. Two sides are short. I have two pairs of parallel lines and angles.

Answer: \_\_\_\_\_

I have four equal sides. My opposite sides are equal. My opposite angles are equal.

Answer: \_\_\_\_\_

**English**- Read the diary entry and answer the questions.

## My Diary of the First Moon Landing

20<sup>th</sup> July 1969



Tonight was so exciting! Mum and Dad let me stay up really late to watch the Moon landing. We don't have our own television set so everyone from our street squeezed into Mr Hind's front room. He owns the corner shop and Mum says he earns a lot of money and that is how he can afford a set.

I couldn't believe people were actually going to walk on the Moon until I saw it with my own eyes. A few days ago at school, my teacher, Mr Jones, had told us about how the spacecraft, Apollo 11, had taken off from the Kennedy Space Center and was on its way to the Moon.

First, we saw just part of the spacecraft on the television set. It was slowly landing on the Moon. It took a long time for the astronauts to find the perfect spot. I think the part of the craft they landed in was called The Eagle because they said, 'The Eagle has landed,' as it touched down on the surface of the Moon.

Then, a long time later, one of the astronauts called Neil Armstrong stepped out onto the rocky Moon. I felt so nervous I couldn't watch and hid behind a cushion. Dad told me everything was going to be alright.

Next, another astronaut, Buzz Aldrin, stepped out. He jumped around to find different ways of moving. It looked so funny. Then they spent a long time just looking around and exploring.

Finally, just as I was falling asleep on my Dad's shoulder, the astronauts planted an American flag. Then, we even heard them speaking on the radio to the US president. They sounded very proud.

It was one of the best things I have ever seen.

One day, maybe I could train to be an astronaut and go to the Moon!

## ***Questions***

Q.1 When was this diary entry written?

Q.2 What big event was happening on this day?

Q.3 Where did the author watch the moon landing?

Q.4 What was the name of the spacecraft?

Q.5 What was the name of the first man who walked on the moon?

Q.6 What was the name of the second man who walked on the moon?

Q.7 How do you think the astronauts felt when they landed on the moon?

Q.8 Would you like to be an astronaut? Explain your answer.



**Music-** Listen to the song **Molly Malone by the Dubliners-** try to sing along with the lyrics in front of you. Draw a picture of Molly Malone. Click on the link to listen to the song.

<https://www.youtube.com/watch?v=diUkiTs1gxM>

## Molly Malone Sing and Respond

Sing the song and draw a picture of Molly Malone.

What kinds of things will you include in the picture? Read the lyrics carefully.

In Dublin's fair city, where the  
girls are so pretty,  
I first set my eyes on sweet Molly Malone,  
As she wheeled her wheelbarrow, through  
streets broad and narrow,  
Crying cockles and mussels, a-live a-live O!

### **Chorus**

**A-live a-live O! A-live a-live O!**

**Crying cockles and mussels, a-live a-live O!**

She was a fishmonger and sure  
it was no wonder,  
For so were her father and mother before,  
And they both wheeled their barrows,  
through streets broad and narrow,  
Crying cockles and mussels, a-live a-live O!

### **Chorus**

She died of a fever and no one could save her,  
And that was the end of sweet Molly Malone.  
Now her ghost wheels her barrow, through  
streets broad and narrow,  
Crying cockles and mussels, a-live a-live O!

### **Chorus**



**Gaeilge- Ar Scoil-** Tarraing léarscáil de do seomra ranga. (Draw and label (in Irish) a picture of our classroom) Use the box below to help you.

### Ábhair Ranga

				
doras	cathaoir	bórd	seomra cótaí	fuinneog
				
bosca bruscair	clár bán idirghníomhach	páipéar	ríomhaire	clár dubh
				
leabhar	cóipleabhar	siosúr	peann	peann luaidhe
				
seilf	péinteanna	scriosán	scuab péinte	tarraiceán

 visit [twinkl.ie](https://www.twinkl.ie)

## Mo Sheomra Ranga

Tarraing léarscáil de do sheomra ranga.

Cuir na lipéid seo ar do phictiúr:

**bord   fuinneog   doras   leithris   doirteal   cathaoir   ríomhaire   múinteoir   bosca bruscair   clár bán**

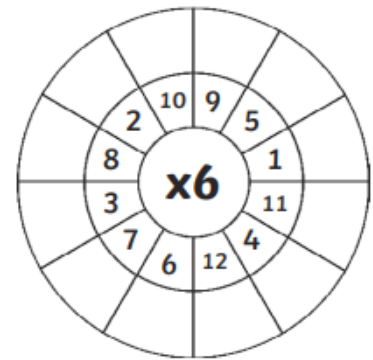
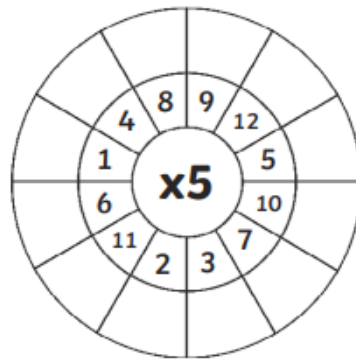
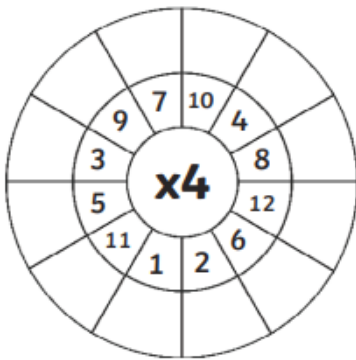
# Wednesday

## P.E

<https://www.youtube.com/c/TheBodyCoachTV>

Please click on the link above for 'The Body Coach' Joe Wicks' youtube channel. Here Joe is doing live PE for children every Monday, Wednesday and Friday at 9am. If you can't make 9am the video will be up on the channel permanently so click it at any time today! Parents can join in too! Get moving and have fun!

## Maths-Times tables and Lines and Angles




Watch this fun video and sing along to refresh your memory! <https://www.youtube.com/watch?v=P3AOoLbA3us>



## Parallel lines

Parallel straight lines are lines that run side by side and never meet, e.g. a railway track.


**B** Mark the parallel lines on the pictures.



**C** Which ones are parallel lines?



**D** Count the parallel lines in the picture.



I found      sets of parallel lines.



**English-** Yesterday we read a diary entry of a boy who watched the first landing on the moon. Today we are going to write our own diary entry- pretending we are **Charlie from Charlie and the Chocolate Factory!** Remember to start your diary entry with '*Dear Diary*'. Try to write one copy page! Take a look at the movie trailer for some inspiration.  
<https://www.youtube.com/watch?v=OFVGCUIXJls>



**Writing Challenge:** Write a diary entry, written by Charlie, on the day that he finds his golden ticket. How would he feel? What sort of words would he use? Try to include some information about what the golden ticket says on the front and back.

When you are writing a diary entry, remember to:

- describe the places where the events happened;
  - write in the past tense;
  - talk about the important events;
  - use some personal pronouns, such as 'I', 'my' or 'me';
  - talk about feelings;
  - use 'before', 'next', and 'after' to show the order of events.
-

**History- (a)** Design Cú Chulainn's shield and answer the true or false questions below.

## Cú Chulainn's Shield

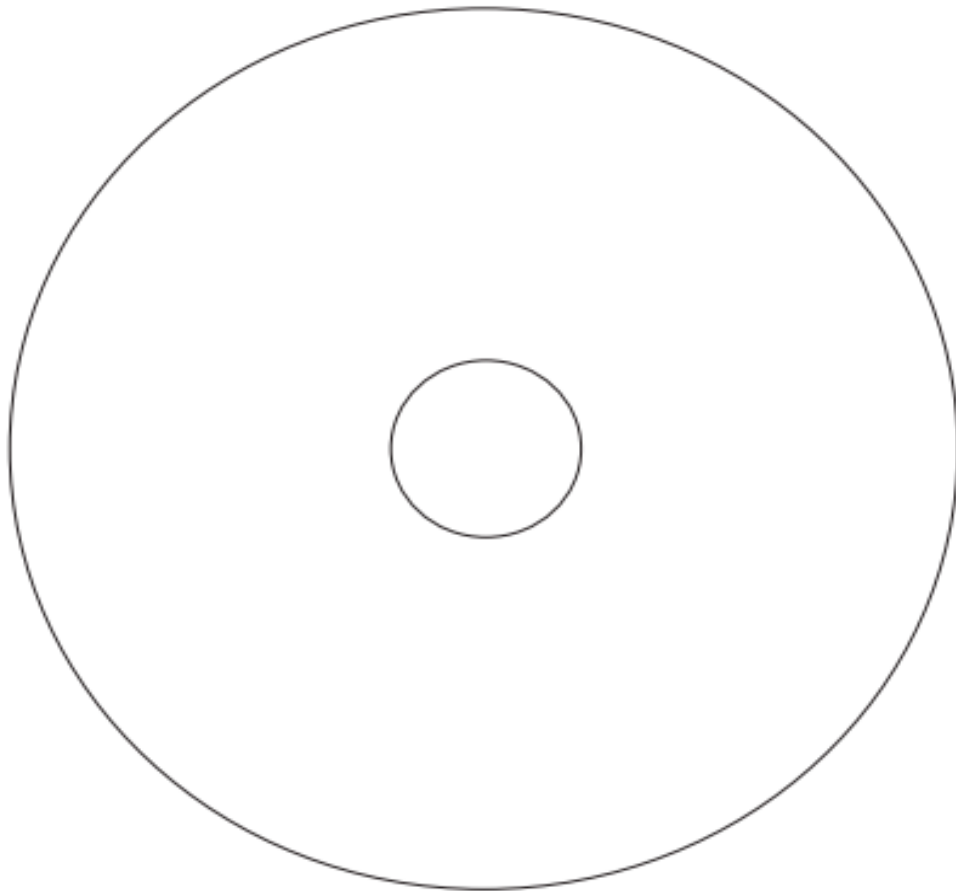


Cú Chulainn became a member of the Macra. He trained every day to become a good warrior. He learned how to use weapons in battle. He also learned how to defend himself with a shield.

A warrior's shield was a very important part of their weaponry. A shield protected them from being hurt in battle.

Warriors decorated their shields with bright colours, patterns, swirls, spirals and circles.

Can you decorate a shield for Cú Chulainn?



## *History- (b)*

Write the sentences into your copy and decide if they are **true** or **false**. Read the story of Cú Chulainn from yesterday again if you need to remind yourself.

Read the statements below and decide if you think they are true or false.
Cú Chulainn was a girl.
Cú Chulainn was born in County Louth.
When Cú Chulainn was young, he had a different name.
Basketball was Cú Chulainn's favourite sport.
Cú Chulainn did not want to become a warrior.
Cú Chulainn's name means 'the hound of Culann'.
Cú Chulainn was the nephew of King Conor.
Cú Chulainn defeated fifty young warriors single-handedly.
Cú Chulainn did not survive the attack of Culann's hound.

# Gaeilge-Ar Scoil-Éadaí Sco



## Éadaí Scoile

Meaitseáil na pictiúir leis na focail.

**léine**



**éide scoile**



**geansaí**



**sciorta**



**stocáí**



**bróga**





**carbhat**



**t-léine**



**scaif**



**bróga reatha**



**gúna**



**bríste**



# Thursday

## P.E

Click the link below and try this HIIT (high intensity interval training) session

[https://family.gonoodle.com/activities/full-speed?utm\\_content=teacher&utm\\_medium=1668706&utm\\_campaign=share\\_link&utm\\_term=full-speed&utm\\_source=clipboard](https://family.gonoodle.com/activities/full-speed?utm_content=teacher&utm_medium=1668706&utm_campaign=share_link&utm_term=full-speed&utm_source=clipboard)

**Maths- Lines and Angles-** Watch and sing along to the lines song:

<https://www.youtube.com/watch?v=DQEVllmeWH4&list=PLPHWbKpdwkyjBOosny6fixYgWPWpcS6tu>

### 24 Topic 4: Lines and Angles




#### Horizontal lines


This is a picture of the horizon.  
This is where we get the word 'horizontal' from.



**A** Tick the correct boxes for the lines in each picture.

1. 

Parallel	<input type="checkbox"/>
Horizontal	<input type="checkbox"/>
Vertical	<input type="checkbox"/>

2. 

Parallel	<input type="checkbox"/>
Horizontal	<input type="checkbox"/>
Vertical	<input type="checkbox"/>

3. 

Parallel	<input type="checkbox"/>
Horizontal	<input type="checkbox"/>
Vertical	<input type="checkbox"/>

4. 

Parallel	<input type="checkbox"/>
Horizontal	<input type="checkbox"/>
Vertical	<input type="checkbox"/>

5. 

Parallel	<input type="checkbox"/>
Horizontal	<input type="checkbox"/>
Vertical	<input type="checkbox"/>

6. 

Parallel	<input type="checkbox"/>
Horizontal	<input type="checkbox"/>
Vertical	<input type="checkbox"/>

**B** Look around you.

1. How many parallel lines can you find?
2. Make a list of all the parallel lines you can see.
3. Make a list of where parallel lines appear in sports that you know.



## English- Vocabulary Work

1. Read the clues below and write the answer in your copy. All the words begin with the letter 'N'. When you have figured out the words- ask the clues to someone else in your house and see if they can guess them!
2. When you have guessed all the words put them into a sentence. For example the answer to the first clue is **name**. A sentence that you could write then could be- *I wrote my name on all my school books at the start of the year.*

Best of luck and remember- neat writing!!!



1. a word or phrase that refers to or that can refer to a specific person
2. the physical world and everything in it (such as plants, animals, mountains, oceans, stars, etc.) that is not made by people
3. a device that is used for catching or holding things
4. the number that comes before ten
5. a sound that someone or something makes
6. a tall plant that has leaves with hairs that sting you if you touch them
7. a short period of sleep especially during the day
8. good and enjoyable
9. behaving badly – used especially to describe a child who does not behave



Beginning with the letter...

N

## *Science- The Rainforest*

Watch the following video about rainforests and answer the questions below. You may need to watch the video twice or pause it when you think you've found an answer.

[https://www.youtube.com/watch/KMdD6TTDZ\\_g](https://www.youtube.com/watch/KMdD6TTDZ_g)



### **Questions**

**Q.1** What type of weather is there in the rainforest?

**Q.2** Where are the warm rainforests found?

**Q.3** Name 3 animals that live in the warmer rainforest.

**Q.4** Name 3 animals that live in the cooler rainforest.

**Q.5** Some animals have patterns on their fur- how does this help them?

**Q.6** Write down 2 more interesting facts you learned about rainforests.

**Q.7** Draw a picture of 2 rainforest animals in the rainforest and send it to your teacher.


# Gaeilge- Ar Scoil- Éadaí

Scríobh isteach na focail ceart ar an buachaill agus an cailín.

## Éadaí


Bileog Uibre 6

Scríobh isteach na focail ceart.



bróga	geansaí	léine	briste
-------	---------	-------	--------

Scriobh isteach na focail ceart.



bróga

léine

gúna

stocai

# Friday

## P.E

<https://www.youtube.com/c/TheBodyCoachTV>

Please click on the link above for 'The Body Coach' Joe Wicks' youtube channel. Here Joe is doing live PE for children every Monday, Wednesday and Friday at 9am. If you can't make 9am the video will be up on the channel permanently so click it at any time today! Parents can join in too! Get moving and have fun!

## Maths- Lines and Angles

<https://www.youtube.com/watch?v=9RTM418qfdI>

26

### Topic 4: Lines and Angles



#### Types of angles

Right angle



Less than a right angle



Greater than a right angle



#### A Write the names of these angles.

1.



2.



3.

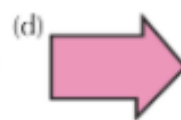
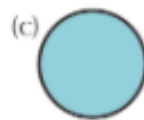


4.



#### B Angles.

1. How many angles can you see inside each shape?



2. Which of the above shapes have right angles?

3. (a) number of angles — number of right angles —

(b) number of angles — number of right angles —

(c) number of angles — number of right angles —

(d) number of angles — number of right angles —

## English- Spelling Test & Cloze Procedure

Today I want you to test yourself on your spellings. If someone is around at home ask them to call them out for you just as we did in class- it should only take 5 minutes. Listen carefully and write down the answers. When you are finished check the answers! How many did you get right? Send a picture of your answers and score to your teacher !

When you are finished complete the following activity. Write the sentences into your copy and choose the correct word to fill in the blank.

### Looking After My Wellbeing



1. When I look after my wellbeing, I feel content and \_\_\_\_\_.
2. There are lots of things I can do to \_\_\_\_\_ how I feel.
3. Spending time with the people I \_\_\_\_\_ makes me feel good.
4. We could play a game, do an activity that we both enjoy or just \_\_\_\_\_ to each other.
5. Exercise is very important for my body and \_\_\_\_\_.
6. I can try different activities so that I can find out what I \_\_\_\_\_ the most.
7. Showing \_\_\_\_\_ to others makes me feel good.
8. It is important that I get enough sleep so that my body has time to \_\_\_\_\_.
9. I can relax my mind by listening to music, colouring, taking a few deep \_\_\_\_\_ or spending time in nature.
10. I know lots of ways that I can take good care of my own \_\_\_\_\_.

kindness	talk	breaths	love	wellbeing
mind	happy	happy	improve	enjoy



*Arts*



<https://www.youtube.com/watch?v=2bkwLTMVLww> Click this link to draw a very popular cartoon character! Remember to pause the video every time you need to draw your different parts!

***Gaeilge- Ar Scoil- Léigh agus bain taitneamh as an scéal seo.***

Abair Liom

## Tafaí ar Scoil



Tá na páistí ar scoil. Tá Daideo ag an doras.  
Rith Tafaí isteach sa seomra. Tá imní ar Dhaideo.  
Tá eagla ar an múinteoir. Tá na páistí ag léamh,  
ag scríobh agus ag péinteáil. Tá Siofra ag ni  
na scuaibe.