

4th Class Work

Dear Parents/Guardians,

We hope that everyone is keeping well during this difficult time.

Below is a suggested timetable and some work for the pupils for this coming week.

You might find it useful for your child to have a routine each day by completing the following work and activities. Work can be completed in a copy book.

If your child is unable to finish the work please do not worry as there is no pressure to do so, instead do what they can, when they can :)

The following are the email addresses of the teachers in 4th class should you have any questions.

Ms Scullion uscullion@staidanssns.ie

Ms Walsh awalsh@staidanssns.ie

Ms Hayes ohayes@staidanssns.ie

Ms McHugh mmchugh@staidanssns.ie

Ms Hartland dhartland@staidanssns.ie

FYI: Should the school continue to be closed after Easter, new work will be put up on the school app every Sunday.

Kind regards,

4th class teachers

Suggested Timetable:

Monday	Tuesday	Wednesday	Thursday	Friday
Maths	Maths	Maths	Maths	Maths
English	English	English	English	English
PE	PE	PE	PE	PE
Oral Irish 10 minutes	Oral Irish 10 minutes	Oral Irish 10 minutes	Oral Irish 10 minutes	Oral Irish 10 minutes
SESE	SESE		Music	Art (Perspective)

4th Class Work

Maths

Monday:

Tables: Revise 3x tables - count forwards, backwards, rattle them into your copy without looking, ask someone who is free to test you!

Counting: Count in 10's up to 100

Count up in 50's up to 500

- Complete these questions into your copy - use your homework copy.

How many minutes in an hour?

How many minutes in 3 hours?

How many minutes in half an hour?

How many days in a week?

- Complete this page of sums in your copy. Revision of Addition and Subtraction

$$\begin{array}{r} 8673 \\ - 1448 \\ \hline \end{array} \quad \begin{array}{r} 9759 \\ - 9133 \\ \hline \end{array} \quad \begin{array}{r} 3225 \\ - 2649 \\ \hline \end{array} \quad \begin{array}{r} 8646 \\ + 9848 \\ \hline \end{array} \quad \begin{array}{r} 5574 \\ - 4984 \\ \hline \end{array}$$

$$\begin{array}{r} 8062 \\ - 1538 \\ \hline \end{array} \quad \begin{array}{r} 7030 \\ + 8803 \\ \hline \end{array} \quad \begin{array}{r} 8105 \\ + 6802 \\ \hline \end{array} \quad \begin{array}{r} 3893 \\ + 4439 \\ \hline \end{array} \quad \begin{array}{r} 5337 \\ - 2864 \\ \hline \end{array}$$

$$\begin{array}{r} 4598 \\ + 3634 \\ \hline \end{array} \quad \begin{array}{r} 6987 \\ - 5802 \\ \hline \end{array} \quad \begin{array}{r} 5916 \\ - 1806 \\ \hline \end{array} \quad \begin{array}{r} 3204 \\ - 2652 \\ \hline \end{array} \quad \begin{array}{r} 2897 \\ + 5307 \\ \hline \end{array}$$

Worded problem 1 - Remember to use **RUCSAC!**

Yesterday, a shipping company delivered a combined total of 1,888 letters and parcels. If they delivered 550 parcels, how many letters did they deliver?

4th Class Work

Tuesday:

Tables: Revise 4x tables - count forwards, backwards, right them into your copy without looking, ask someone who is free to test you!

Counting: Count in 20's up to 100 and backwards

Count up in 5's to 100



- Complete these questions into your copy

$$7 \times 8 = \quad 5 \times 3 = \quad 11 \times 8 = \quad 3 \times 3 = \quad 4 \times 8 = \quad 9 \times 6 = \quad 0 \times 8 = \quad 3 \times 6 =$$

- Multiplying by 10:

$$4 \times 10 = \quad 6 \times 10 = \quad 9 \times 10 = \quad 0 \times 10 = \quad 20 \times 10 = \quad 10 \times 10 = \quad 50 \times 10 =$$

- Name these 2D shapes:



Practice these subtraction sums into your copy:

$$\begin{array}{r} 5241 \\ - 1288 \\ \hline \end{array}$$

$$\begin{array}{r} 7509 \\ - 5060 \\ \hline \end{array}$$

$$\begin{array}{r} 3364 \\ - 2654 \\ \hline \end{array}$$

$$\begin{array}{r} 6721 \\ - 5288 \\ \hline \end{array}$$

$$\begin{array}{r} 8172 \\ - 5080 \\ \hline \end{array}$$

$$\begin{array}{r} 5541 \\ - 2879 \\ \hline \end{array}$$

$$\begin{array}{r} 6082 \\ - 2844 \\ \hline \end{array}$$

$$\begin{array}{r} 9400 \\ - 3845 \\ \hline \end{array}$$

$$\begin{array}{r} 8310 \\ - 6146 \\ \hline \end{array}$$

$$\begin{array}{r} 6280 \\ - 5462 \\ \hline \end{array}$$

Worded problem 2 - Remember to use RUCSAC!

John used 8000ml of paint to paint his house. He painted his house green and white. If he used 4350ml of green paint. How much white paint did he use?

4th Class Work

Wednesday

Tables: Revise 5x tables - count forwards, backwards, right them into your copy without looking, ask someone who is free to test you!

Counting: Count in 12's up to 144

Count up in 100's to 1000

Complete these into your copy - convert these weights to grams (g)

Example: 2kg = 2000g

3kg = 1kg = $1\frac{1}{2}$ kg= $4\frac{1}{4}$ kg= 5kg= $2\frac{1}{2}$ kg= $3\frac{3}{4}$ kg=

What time is on each clock?







- **Practice these multiplication sums:**

Remember to multiply **U** x **U**, **U** x **T** add magic 0, **T** x **U**, **T** x **T** and add.

$$\begin{array}{r} 55 \\ \times 14 \\ \hline \end{array}$$

$$\begin{array}{r} 93 \\ \times 35 \\ \hline \end{array}$$

$$\begin{array}{r} 44 \\ \times 77 \\ \hline \end{array}$$

$$\begin{array}{r} 62 \\ \times 63 \\ \hline \end{array}$$

Remember to multiply **U** x **U**, **U** x **T**, **U** x **H**, add magic 0, **T** x **U**, **T** x **T**, **T** x **H** and add.

$$\begin{array}{r} 938 \\ \times 30 \\ \hline \end{array}$$

$$\begin{array}{r} 582 \\ \times 32 \\ \hline \end{array}$$

$$\begin{array}{r} 667 \\ \times 27 \\ \hline \end{array}$$

$$\begin{array}{r} 116 \\ \times 84 \\ \hline \end{array}$$

$$\begin{array}{r} 657 \\ \times 68 \\ \hline \end{array}$$

Worded problem 3 - Remember to use **RUCSAC!**

If one pencil cost 35c. How much would 15 cost?

How much would 40 cost?

4th Class Work

Thursday:

Tables: Revise 6x tables - count forwards, backwards, right them into your copy without looking, ask someone who is free to test you!

- Fill in the missing numbers:

1. 2, 4 __, 8, 10, __. 2. 11, 14, __, 20, __, 26. 3. 55, 51, __, 47, __, 40

- Round these numbers to the nearest 1000:

1200= 3400= 3600= 6700= 3250= 6770= 6900= 8720=

- What time is on the clocks?









- Practice these divisions sums:

$$2 \overline{)75}$$

$$3 \overline{)51}$$

$$6 \overline{)81}$$

$$5 \overline{)78}$$

$$4 \overline{)236}$$

$$5 \overline{)165}$$

$$7 \overline{)518}$$

$$6 \overline{)516}$$

$$8 \overline{)448}$$

Worded problem 4 - Remember to use RUCSAC!

The city council budgeted €210 to buy new parking meters. Each parking meter costs €3. How many parking meters will the city council be able to buy?

4th Class Work

Friday:

Tables: Test yourself with the tables you have revised this week

Online: <https://www.timestables.co.uk/multiplication-tables-check/>

Counting - practice counting by answering these questions

1. Gina skip-counted, beginning at 50, until she reached 95. Could she be counting by tens?
2. Colin began at 74. He skip-counted until he got to 86. Could he have been counting by twos?
3. Oscar began at 30. He skip-counted by fives. Could he have said the number 50?

Complete these sums into your copy:

$$\begin{array}{r} 8188 \\ - 2945 \\ \hline \end{array} \quad \begin{array}{r} 2556 \\ + 3778 \\ \hline \end{array} \quad \begin{array}{r} 6601 \\ - 4584 \\ \hline \end{array} \quad \begin{array}{r} 9743 \\ - 2435 \\ \hline \end{array} \quad \begin{array}{r} 6964 \\ + 2130 \\ \hline \end{array}$$

$$\begin{array}{r} 5764 \\ + 4252 \\ \hline \end{array} \quad \begin{array}{r} 8864 \\ + 9067 \\ \hline \end{array} \quad \begin{array}{r} 2105 \\ + 3553 \\ \hline \end{array} \quad \begin{array}{r} 4677 \\ - 3950 \\ \hline \end{array} \quad \begin{array}{r} 8805 \\ - 7132 \\ \hline \end{array}$$

Worded Problems 5 - Remember to use RUCSAC!

1. Recently, the value of Erica's motorbike **decreased** by €466. If her motorbike was worth €782 before, how much is it worth now?
2. There are 2 students in the art club. Each student painted 71 paintings. How many paintings were there in all?
3. Nolan had 741 plastic cups. He arranged them on trays that can hold 3 cups. How many trays did Nolan need?

4th Class Work

English

Monday

Read the passage below. Fill in the blanks with the words in the word bank.

Remember your steps:

1. Read the piece of writing.
2. Read the words in the word bank.
3. Read the piece again. This time, begin to work out where some words might go.
4. Start writing in the words while reading for a 3rd time.
5. If you don't know an answer, skip it and come back to it at the end.

tallest	standing	grow	necks	camel	Africa	feet
leaves	bus	day	animals	acacia	short	34kg

All About Giraffes

Giraffes are the _____ living animal in the world. They can _____ up to about 5 metres tall. That is about as tall as a doubledecker _____!

Giraffes live in the grasslands of _____. When they were first discovered, people thought they were a cross between a leopard and a _____.

Their long _____ enable them to reach the _____ in the tallest part of the trees, where the other _____ can not reach. They like the leaves on the _____ tree most. They spend most of the _____ eating.

Giraffes can run at speeds of 55kph but only for a _____ time. They can sleep _____ up but usually sleep sitting down with their _____ tucked under them.

Amazing Fact!

In the wild, giraffes eat up to _____ of leaves and plants every day and spend 16-20 hours a day eating!

Activity:

Find out the meaning of the following words/phrases:

(Hint: You can use a dictionary or Google)

- enable
- kph

Bonus: What is the difference between metre and meter?

4th Class Work

Tuesday

Find the meaning of each of these words:

(Hint: You can use a dictionary or Google)

- habitat
- diet
- appearance
- habits

Read over the piece about Giraffes and see if you can identify where the writer has discussed each of the above words.

Did you notice that the writer used **paragraphs**? Each paragraph deals with a **different topic or category** of information about giraffes. This helps the writer to organise the information, and the reader can see where one topic ends and another begins.

Animal Report

Today, you're going to choose an animal that you would like to research. If you had already started researching an animal before school closed, you can continue to research that animal. If you have finished a report on an animal already, pick a new one to start today.

Use these websites to help you with your research:

<https://www.animalfunfacts.net/>

<https://kids.nationalgeographic.com/animals/>

<https://a-z-animals.com/>

If you'd like help, ask an adult or older person in your home for a hand!

Here are some questions you can answer to help you with your research:

- What type of animal is it? (a fish, a mammal, a reptile)
- What does it look like? (scales, fur, hair, bald)
- What height/weight is it?
- What are this animal's babies called?
- Where do they live?
- What weather do they like?
- What do they eat?
- What do they like to do during the day?
- What do they do at night-time?
- How long do they live for?

Once you have your research done and your information collected, see if you can organise it into the following categories: **Appearance** **Habitat** **Diet** **Habits**

Remember: Each **category** should get its own **paragraph**.

4th Class Work

Wednesday

Read the piece below, and answer the questions that follow.

Seahorses

The seahorse is a type of small fish. There are about 36 different types of seahorse. They swim upright to avoid **predators**. They have fins on their sides and back which help them to swim. The seahorse eats tiny plankton and shrimp. A seahorse needs to eat a lot to survive. Adults can be seen eating between 30 and 50 times per day. Male seahorses give birth to their young. They are the only creature that can do this. The seahorse has a long, curled tail. They curl this around seaweed in warm, shallow water so that they are able to cling onto it while hiding. Seahorses have their skeletons on the outside of their bodies.

Quick Questions

1. What do seahorses eat?
2. Why do you think that seahorses hide in the seaweed?
3. **They swim upright to avoid predators.**
What do you think that the word **predators** means in this sentence?
4. Write a question about seahorses that you would like to find out the answer to.

Animal Report

Read over the information you collected yesterday while researching your chosen animal. Today, you might like to make some changes, or **edit** your writing. Here are some suggestions of thing you might like to add:

- **Adjectives**, or describing words.
Have you put an adjective with your nouns? For example, instead on "neck", I might say "long, slim neck"
- **Capital Letters**
Check the start of your sentences, names of countries and continents, etc.
- **Fullstops**
Do your sentences make sense? Can you read your writing out loud without running out of breath? You might like to ask somebody at home to read your work out loud. While they are reading, listen carefully and see if there are any changes you might like to make.
- **Spellings**
Use a dictionary or Google or Spellcheck to make sure you're right!

4th Class Work

Thursday

Read the piece below, and answer the questions that follow.

Great Galapagos

Thank you for joining us today; my name is David and I will be your tour guide. The Pacific Ocean and the enchanted volcanic islands of Galapagos are places unlike any other. They are home to an incredible collection of animals who have adapted to the harsh landscape around them. Most of them were discovered by an astounded Charles Darwin on his first trip to these islands over two hundred years ago.

On our right, you can see one of the islands' most remarkable inhabitants - the giant tortoise. There are hundreds of them on the beach at any time, lying in the sun to warm their blood and gather energy. Many may be older than you are right now and some will live for over one hundred years. Impressive, right?

Quick Questions

1. Who discovered most of the animals on the Galapagos Islands?
2. Sum up the second paragraph in 20 words or less.
3. How has the author made the Galapagos Islands sound special within the text?
4. Name one other creature you might expect to see on this tour.

Animal Report

Now that you've written and edited your report, it's time to quiz the people who read or listen to it! Come up with 4 or more questions which you could ask your reader or listener to make sure that they were paying attention! Once you've written them down, ask somebody in your home to read your report and answer the questions! Don't forget to give them a score of how many they got correct!

4th Class Work

Friday

Choose the correct word from the box to complete the sentences

nap

coax

limb

errand

1. She broke a _____ when she fell off the wall.
2. I tried to _____ the cat down from the tree with a saucer of milk.
3. Grandad gets tired after lunch so he takes a _____.
4. Mum always says thanks when Mark does an _____ for her.

recognise

attach

unearthly

weary


5. Anne was so _____ after the long hike that she had to lie down.
6. Dad said he would _____ a bell to Amy's new bike.
7. I didn't _____ William when he jumped out behind me in a Monster mask.
8. The aliens looked _____ with their three eyes and their antennae!

4th Class Work

Can you solve this word search?

Easter Word Search

E A T R C H O C O L A T E G H
G J G E G E A S T E R J E B N
S G E S A T L H H O D A Y S U
T F A L N G D E C O R A T E D
R L E R L A D A B I P O Y S C
G O G G R Y A C A R R O T E H
D W E S G I B B U N A N Y S I
U E P A R A D E J E L T S P C
C R J L A I N S A H O L I Y K
K S G E S J R S U N D A Y O A
L C A R S T A S B A S K E T N
I K S H J H B U N N Y E G S I
N G S A U I B L A T I P G S N
G I N J E N I J E L S O N G G
S P R I N G T U L I P A G D S



BASKET
BUNNY
CARROT
CELEBRATION
CHICK
CHOCOLATE
DECORATED

DUCKINGS
EASTER
EGGS
FLOWERS
GRASS
HOP
HUNT

JELLYBEANS
PARADE
RABBIT
SPRING
SUNDAY
TULIP



4th Class Work

Gaeilge

Practice these questions with someone at home. (You are all excellent at Irish, you could even teach someone in your house).

1. Cad is ainm duit? _____ is ainm dom.
2. Cén aois thú? Tá mé naoi/ deich mbliana d'aois.
3. Cá bhfuil tú i do chonaí? Tá mé i mo chonaí i mBaile Athá Cliath.
4. Cén saghas teach atá agat? Tá _____ agam.
5. An bhfuil gairdín agat? Tá/Níl gairdín agam.
6. Cén rang in a bhfuil tú? Tá mé i rang a ceathair.
7. Cén t-ábhar scoile is fearr leat? Is fearr liom _____.
8. Conas mar atá an aimsir? Tá sé _____.

Spend some time counting as Gaeilge 1-20

A hAon, a do, a trí, a ceathair, a cúig, a sé, a séacht, a hOcht, a naoi, a deich

A hAon déag, A do dhéag, a trí déag. ceathair déag, a cúig déag, a se déag, a séacht deag, a hOcht déag, a naoi déag, fiche.

Counting in 10s 10 - 100

Deich, fiche, tríocha, daichead, coaga, seasca, seachtó, ochto, nócha

4th Class Work

Practice the days of the week

De Luain - Monday

De Máirt - Tuesday

De Ceadaoin - Wednesday

De Deardaoin - Thursday

De hAoine - Friday

De Sathairn - Saturday

De Domhnaigh - Sunday

Practice some verbs that we have done throughout the year - Try make a sentence of your own everyday using one of these verbs!!

Chuaigh mé go dtí an siopa - I went to the shop

Chuala mé an muinteoir - I heard the teacher

Chonaic mé mo chara aréir - I saw my friend last night.

D'ith mé mo bhricfeasta - I ate my breakfast

Cheannaigh mé bróga nua inné - I bought new shoes yesterday

Bhí an aimsir go h- iontach de Luain seo chaite - The weather was brilliant last Monday.

Chuir mé bainne sa cuisneoir - I put milk in the fridge

Rinné mé cacá inné le mo Mhaim - I made a cake yesterday with my mam.

4th Class Work

SESE

Study the map of Ireland and its rivers. Answer the questions below:



1. Can you name 5 Rivers in Ireland?
2. What is the name of the sea off the coast of Dublin?
3. What other seas are on the map?
4. What province is the River Liffey in?
5. What river is between the River Barrow and the River Suir?

4th Class Work

How do rivers begin?

When rain falls on a mountain, it creates streams which flow down the side of the mountain. This is where the river begins. The mountain is the source of the river. Rivers always begin on high ground. The water flows downhill towards low ground, eventually it arrives at the sea. A rivers journey is broken up into 3 stages. 1. The upper course - This is where the river begins, and it flows very quickly. 2. The middle course - the river gets wider and deeper. 3, The lower course - this is when the river gets closer to the sea. It moves slower here. The place where the river enters the sea is called the mouth.

Answer these questions in your copy:

1. Where do rivers begin?
2. Where does a river end?
3. How many stages are in a river's journey?
4. What happens in the middle stage?
5. What is the mouth of the river?

Use google to research the answers to these questions:

1. Where does the River Liffey begin?
2. What counties does the River Liffey flow through?
3. What sea does the River Liffey enter?

Here is a list of some of the major rivers in Ireland. Put them in alphabetical order:

Liffey, Lee, Swilly, Foyle, Lagan, Erne, Blackwater, Nore, Suir, Barrow, Bann, Slaney, Boyne, Moy, Corrib.

4th Class Work

Music

Listen to this song on Youtube:

<https://www.youtube.com/watch?v=55OBES98Pj4>

Can you answer some of these questions?

1. What is the song about?
2. What did he say the men did?
3. What did he say was in the air?
4. How did he earn 'his first pay'?
5. What do you think happened to the town he loved so well?
6. What was your favourite line in the song? Why?
7. Can you name 2 instruments the band are playing?
8. Who is singing? Can you name another song he sang?



****Use your imagination****

Draw the images that you see when you hear this song - colour it in.



4th Class Work

Art

As we were working on *drawing* before the school closed, this week's art lesson will be based on drawing also. Some classes looked at perspective drawings and this week you are going to try and create the best perspective drawing that you can.

This week's drawing is to be of a **RIVER**. The rest of the details are totally up to you!

We would like your parents to share the final drawing/ coloured drawing on Twitter and tag the St.Aidan's Twitter page so we can see your hard work and share it.

To achieve the best perspective drawing that you can, remember:

- The closer the objects in the image are, the bigger they must be drawn and the further away the objects in the image are, the smaller they must be drawn.

Here are some links to help you with your drawing:


<https://www.youtube.com/watch?v=sZD8BjTK8dE>

<https://www.youtube.com/watch?v=ojI1IxZXBbU>

Use this video for inspiration/ guidance when drawing perspectives.

PS. This video is very, very, **very** detailed and we don't expect you to do the same. Just try your best and use your imagination!

<https://artprojectsforkids.org/draw-perspective/>



4th Class Work

PE

It is **very** important that we do as much exercise as we can. We can even do this inside. Remember to do this with someone in your family and **not** large groups outside!

Bootcamp exercises

Repeat these 3 times:

1. 30 high knees - hold your hands out in front of you and lift your knees up.
2. 15 jumping jacks - make sure you are doing them properly.
3. Jog on the spot for 30 seconds - use a timer or count in your head.
4. Sprint on the spot for 30 seconds - this time you are running faster.
5. Plank for 30 seconds - lift yourself off the floor!!
6. 15 jumping jacks.

Now cool down with some stretches:

Stretches

1. Reach up as high as you can to the sky. Keep your feet flat on the floor.
2. Now bend down and touch your toes.
3. Shake out your hands, your arms.
4. Now shake out your legs, shake out your feet.
5. Shake out your whole body.
6. Lie your back - take in a large deep breath through your nose, hold it for 3 seconds and breathe out through your mouth slowly and quietly - do this 3 times.

If you can go outside into your garden with a football or hurl and sliotar spend 20 minutes outside practicing your skills - keepy upys etc. Record your personal best each day.

4th Class Work

Alternative PE for the week:

Daily PE with Joe (Mon-Fri)

Your PE for the week could be: Joe Wick's youtube workout video everyday.

He posts them to his Youtube Channel daily and they roughly last around 30 minutes.

Ensure that you are stretched and warmed-up before the lessons everyday.

<https://www.youtube.com/channel/UCAxW1XT0iEJo0TYIRfn6rYQ>

(His Channel)

<https://www.youtube.com/watch?v=Rz0go1pTda8> (Monday 23rd Video)