

3rd Class

18th- 22nd May

Dear Students and Parents, below is the suggested work for the week ahead.

Pupils, this week we've made a slight change to the layout - we hope it makes it easier for you. Be sure to write to us and let us know if this way is better. You will find all of Monday's work together, the same with Tuesday and so on.

This week your Maths will include 10 mental Maths questions. Time yourself! What will be your fastest time?

I will send all the answers at the end of the week so be sure to write down your time and then you can check your scores out of 10 on Friday! Please also go over your **x6 tables**

We hope that the next phase we are moving into will allow you more of a chance to go out and see some people, but it is still so important to follow all the guidelines so we don't have any setbacks. We hope you are all well. Stay Safe!

SUBJECT	Monday	Tuesday	Wednesday	Thursday	Friday
PE	PE with Joe (Mon 18th)	PE with Joe (Tue 19th)	PE with Joe (Wed 20th)	PE with Joe (Thur 21st)	PE with Joe (Fri 22nd)
Maths	Worksheet	Worksheet	Worksheet	Worksheet	Worksheet
	B	R	E	A	K
English	The Eiffel Tower	Oral Language & Grammar	Read Postcard and Answer Questions	Write a Postcard	Word Work
	B	R	E	A	K
SESE / SPHE/ Arts	SPHE Gratitude Journal	Normans	Normans	Music	Art
Gaeilge (Irish)	Oral Irish 10 minutes	Oral Irish 10 minutes	Oral Irish 10 minutes	Oral Irish 10 minutes	Oral Irish 10 minutes

3rd Class

MONDAY

English

Read the following information about The Eiffel Tower and answer the 5 questions at the end. Remember to use the question to help you construct your answer.

The Eiffel Tower

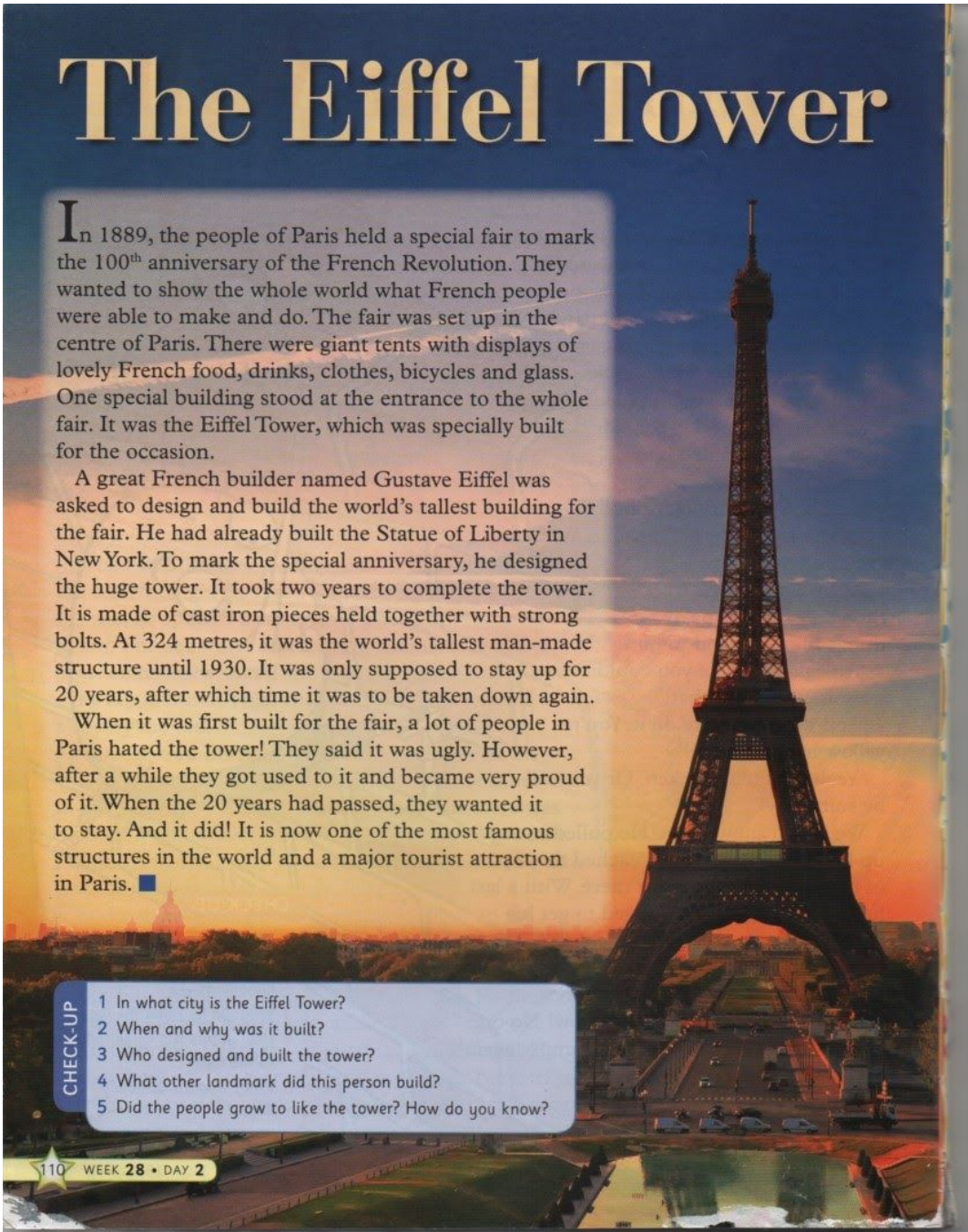
In 1889, the people of Paris held a special fair to mark the 100th anniversary of the French Revolution. They wanted to show the whole world what French people were able to make and do. The fair was set up in the centre of Paris. There were giant tents with displays of lovely French food, drinks, clothes, bicycles and glass. One special building stood at the entrance to the whole fair. It was the Eiffel Tower, which was specially built for the occasion.

A great French builder named Gustave Eiffel was asked to design and build the world's tallest building for the fair. He had already built the Statue of Liberty in New York. To mark the special anniversary, he designed the huge tower. It took two years to complete the tower. It is made of cast iron pieces held together with strong bolts. At 324 metres, it was the world's tallest man-made structure until 1930. It was only supposed to stay up for 20 years, after which time it was to be taken down again.

When it was first built for the fair, a lot of people in Paris hated the tower! They said it was ugly. However, after a while they got used to it and became very proud of it. When the 20 years had passed, they wanted it to stay. And it did! It is now one of the most famous structures in the world and a major tourist attraction in Paris. ■

CHECK-UP

- 1 In what city is the Eiffel Tower?
- 2 When and why was it built?
- 3 Who designed and built the tower?
- 4 What other landmark did this person build?
- 5 Did the people grow to like the tower? How do you know?



3rd Class

1. In what city is the Eiffel Tower?
2. When and why was it built?
3. Who designed and built the tower?
4. What other landmark did this person build?
5. Did the people grow to like the tower? How do you know?

Maths

Monday

1. $63 + 7 =$

2. 72 take away 5 =

3. How many?



4. $65c =$


5. Share 20 crayons equally among 5 children.
Each child gets crayons.

6. Is this a right angle?



7. What time is it?

past



8. $\begin{array}{r} h \quad t \quad u \\ 1 \quad 2 \quad 3 \\ + 3 \quad 5 \\ \hline \end{array}$

9. $\frac{1}{2}$ of 22 =

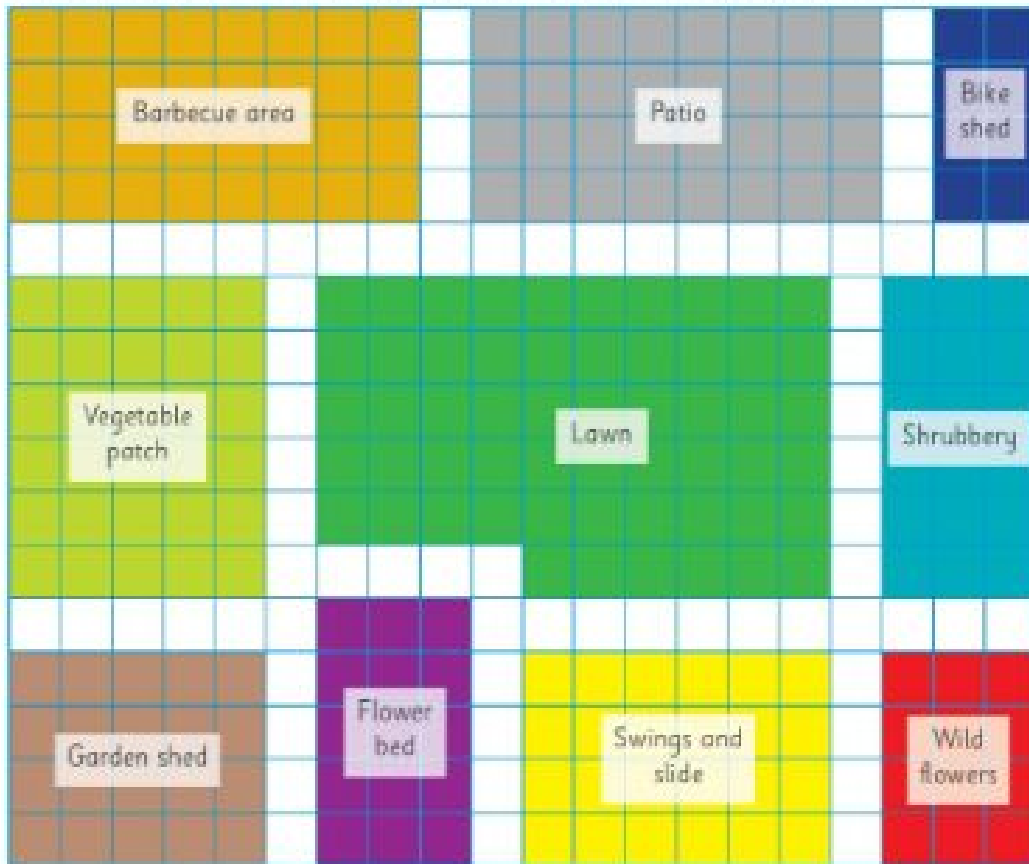
10.  What shape is this?

Now we will look some more at the topic we did last week, **AREA**. Area is the space inside the shape. Be sure to use the multiplication method to work out the area. I will do the **Bike Shed** for you. It has 2 squares across, 4 squares down, so that's $2 \times 4 = 8$. [The answer is 8 squares](#)

3rd Class

Area – Back garden

This is the plan of a back garden. Study it and answer the questions below.



1. What is the area of each of the following sections of the garden in small squares? Use the multiplication method (instead of counting) where possible.
 - (a) patio: _____
 - (b) swings and slide area: _____
 - (c) lawn: _____
 - (d) shrubbery: _____
 - (e) flower bed: _____
 - (f) vegetable patch: _____
2. What is the total area of the vegetable patch, wild flowers and bike shed? _____
3. By how many small squares is the area of the lawn greater than the area of the vegetable patch? _____
4. What is the difference in small squares between the largest section and the smallest section of the garden? _____

3rd Class

SPHE:

Over the past few weeks we've been learning how to take care of our bodies; eating a balanced diet, caring for our teeth and the importance of wearing sunscreen. It is also very important that we take care of our minds too. This means having positive thoughts as much as we can, not just negative ones. We're all stuck inside at the minute and all we want to do is go outside and play with our friends. It would be very easy to let lots of negative thoughts creep into our heads at this time so it's important that we train our brains to be positive!

One way to try and have more positive thoughts is to keep a gratitude diary. This is just a list of three things that you are grateful for, or happy about, every day. These things will probably be very small things but they are the things we should try to focus on, especially at this hard time.

You can write 3 things you are grateful for in your copy where you are doing all of your school work or maybe you would like a special copy where you write all of these things down. You can decide to share your diary with others or you might want to keep it private. Keeping a gratitude diary is good for everyone, children and adults, so why not encourage everyone in your house to try it out, even just for the week.

I'm going to share my gratitude diary from last week with you below.

Monday:

- 1) I'm grateful for the great chat I had with my sister on the phone
- 2) I'm grateful the book I'm reading is so good
- 3) I'm grateful that I mopped the kitchen & don't have to do it again for a week

Tuesday

- 1) I'm grateful that I got such a long lie-in this morning
- 2) I'm grateful that my package arrived today & I don't have to return any of it
- 3) I'm grateful that the newsagent now sells Wham bars

3rd Class

Wednesday


- 1) I'm grateful the sun was out today and I had such a nice walk
- 2) I'm grateful I found the charger for my earphones
- 3) I'm grateful the internet was only down for an hour

Thursday

- 1) I'm grateful we finally got the fence painted
- 2) I'm grateful I found Wed Tank's Youtube channel
- 3) I'm grateful I had such a healthy and delicious dinner

Friday

- 1) I'm grateful I didn't burn the scones
- 2) I'm grateful we reorganised the kitchen cupboards
- 3) I'm grateful today's cycle was so pleasant

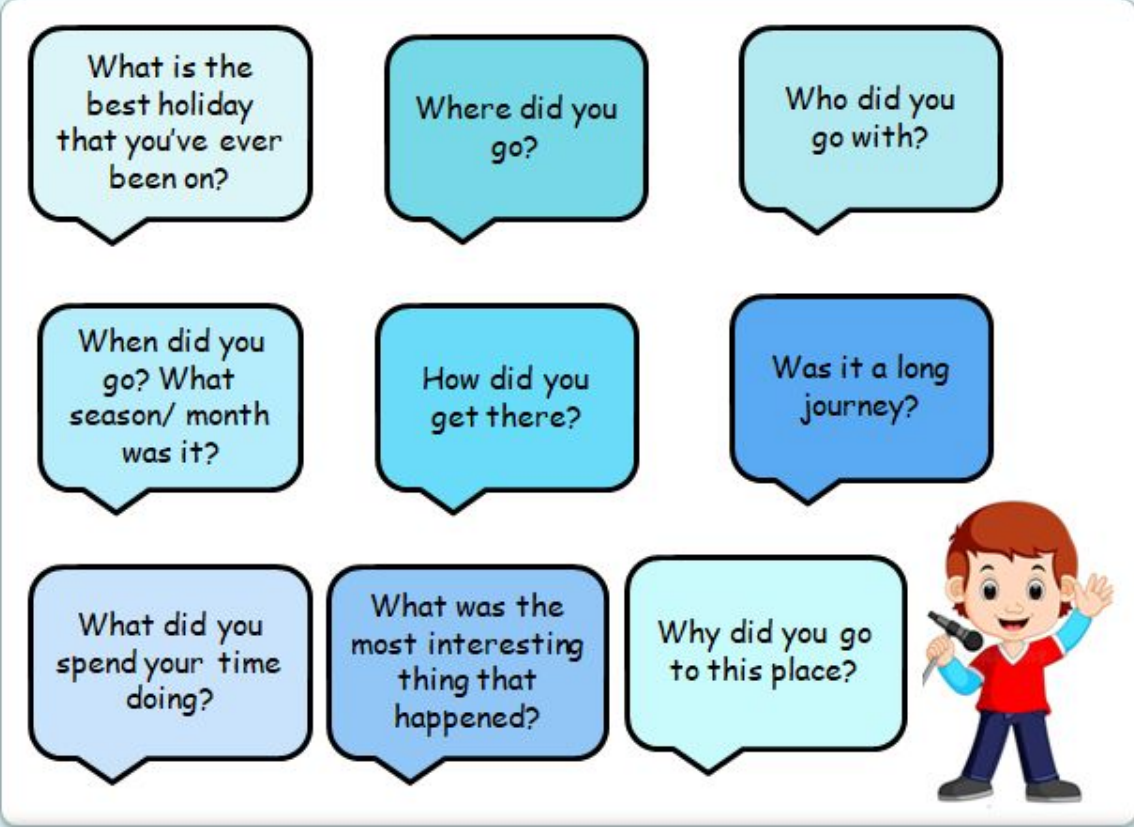


3rd Class

Tuesday

Activity One- Oral Language:

Today, you will be interviewing someone at home about the best holiday they have ever been on. Then, reverse the roles and ask someone to interview you about your best holiday ever.



What is the best holiday that you've ever been on?

Where did you go?

Who did you go with?

When did you go? What season/ month was it?


How did you get there?

Was it a long journey?

What did you spend your time doing?

What was the most interesting thing that happened?

Why did you go to this place?



Activity Two- Two, too, to

The words two, too and to are called **homophones**. This means that they all sound the same but are spelled differently and have different meanings.

3rd Class

Watch this video to help explain the difference between 'two', 'to' and 'too'.

[Grammar Master: Homophones](#) ←--LINK HERE :)

Two- this is the number, 2.

Eg. I have **two** brothers. I bought **two** pencils at the shop.

Too- this means a lot, very or also.

Eg. I feel **too** tired to play football. John is going to the shop, I want to go **too**.

To- showing movement or direction.

Eg. I am going **to** the zoo. I gave my work **to** the teacher.

Complete this activity. Fill the blanks with either **two**, **too** or **to**.

1. There were _____ cookies left in the jar.
2. I usually go _____ my aunt's house at the weekend.
3. I didn't need my coat today because it was _____ hot.
4. I can paint well but I am good at drawing _____.
5. I like going _____ the park with my friends.
6. Can we take _____ presents _____ the party?
7. I am full because I ate _____ much.
8. I had _____ sweets so I gave one _____ my friend.

3rd Class

Maths

Tuesday

1. $49 \text{ odd } 8 =$

2. $35 - 7 =$


3. $435 =$ hundreds +
 tens + units

4. 5 groups of 10 =

5.
$$\begin{array}{r} 87 \\ - 19 \\ \hline \end{array}$$

6. Colour $\frac{1}{2}$.

$\frac{1}{2}$ of is




7. How much?



8. What time is it?

to



9. Name this shape.



10. $45 - 5 - 5 - 5 - 5 =$

3rd Class

This is the plan of a park. Study it and answer the questions below.



1. Work out the area in squares to answer the following (remember to multiply!).

(a) What is the area of the grass? _____ squares

(b) How many squares make up the area of the skate park? _____

(c) What is the area of the climbing frame and flower bed combined? _____ squares

(d) How much smaller is the duck pond than the football pitch? _____ squares

(e) What is the area of the BMX track? _____ squares

(f) If an extra giant slide was put in beside the current one, what would their total area be? _____ squares

(g) What is the total area of the swings and roundabout? _____ squares

(h) What is the area of the grass and flower bed together? _____ squares

(i) What is the difference in area between the swings and roundabout? _____ squares

3rd Class

SESE

The Normans

Life in a Motte and Bailey

Last Tuesday, you read about Motte and Bailey castles. If you need a reminder of what exactly went on in a Motte and Bailey castle have a read back over it.

Remember: 'Motte and bailey' was the name given to the first real castles built in England. They were also built in Ireland and France by the Normans. This unusual name comes from France. **Motte** means 'mound' and **bailey** means 'closed/fenced-in' land.

Activity 1: Fill in the blanks:

What is a Motte and Bailey Castle?

The *motte*: This was a _____ with a tower (or 'keep') built on _____.

The *bailey*: This was where the soldier, _____ and _____ lived. It had a fence around it.

The *keep*: This was the tower or _____.

The *moat*: This was a deep _____ filled with water.

Who built Motte and Bailey Castles?

Motte and Bailey castles were built in _____ by the Normans (people who _____ from France).

What else was in a Motte and Bailey Castle?

- Bakeries
- Barracks (buildings for soldiers)
- _____
- _____ for horses.

Use the story from last week to help you fill in the blanks.

3rd Class

Wednesday

English

Read the following postcard and answer the questions.

Hello Emily,

I'm having a great time here in France! I'm staying in the capital city of Paris. The weather is hot and there has been no rain since we arrived. Yesterday I went up to the top of the Eiffel Tower – it was very tall! Then I went to the Louvre and saw lots of famous paintings. Tomorrow I'm going to Disneyland Paris – I wonder what characters I'll see?

Wish you were here,

Love Katie

twinkl

[Stamp Box]

1. Who sent this postcard?
2. Who received this postcard?
3. In which country is the girl on holiday?
4. Name two things that the girl has done in Paris.
5. Describe what the weather is like in Paris.
6. If you went to Disneyland, which character would you like to meet the most? Give one reason for your answer.
7. Why, do you think, there are blank lines on one side of the postcard?
8. If you could send a postcard to any of your friends, who would you send one to? Why?

3rd Class

Maths

Wednesday

1. $58 + 6 =$

2. 63 minus 8 =

3. How many?



4. What shape is this?



5.  What time is it?
 to

6. $\frac{1}{4}$ of 12 =

7. How much?




8.
$$\begin{array}{r} \text{h t u} \\ 26 \\ 35 \\ + 43 \\ \hline \end{array}$$

9. Halve 100.


10. How many months in summer?

3rd Class

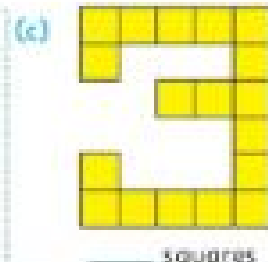
1. What is the area of these shapes in small squares?



_____ squares



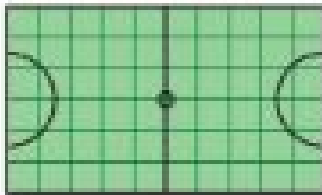
_____ squares



_____ squares


2. Work out the area of each of these surfaces (remember to multiply the number in each row by the number of rows).

(a) Astro-turf pitch



_____ rows of _____ squares
= _____ squares of turf

(b) Garden path




_____ rows of _____ squares
= _____ square paving stones

(c) Office room floor



_____ rows of _____ squares
= _____ squares of carpet

(d) Office block



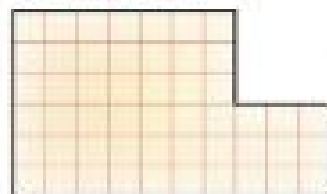
_____ rows of _____ squares
= _____ square panes
of glass

(e) Bathroom wall




_____ rows of _____ squares
and _____ rows of _____ squares
= _____ square tiles

(f) Shop floor



_____ rows of _____ squares and
_____ rows of _____ squares
= _____ square floor tiles


3. How many tiles in total are needed for each of these walls?



_____ square tiles



_____ square tiles



_____ square tiles

3rd Class

SESE

The Battle of Hastings

[Why William Won at the Battle of Hastings 1066 | Animated History](#) Here is an animated and sped up version of what happened at the Battle of Hastings on 14 October 1066 between the English (*King Harold Godwinson*) and the Normans (*William, Duke of Normandy*).

Activity 1:

Watch the video above, maybe more than once, and answer the questions below:

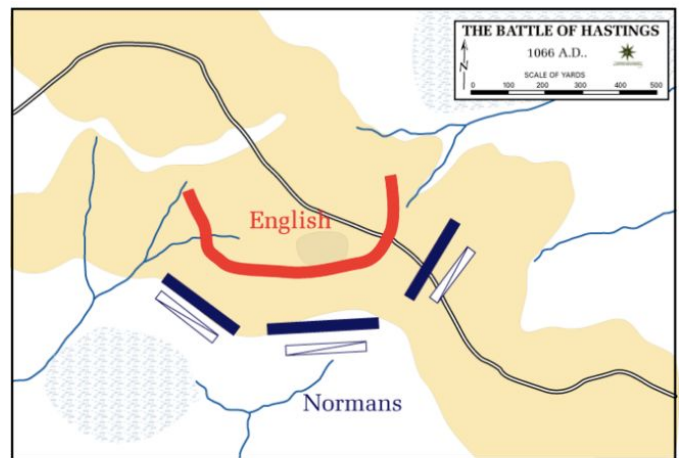
1. Who won the battle in the end?

2. Name two armour/weapons that the English had. _____, _____
3. Name the extra 'force' did the Normans have over the English.
4. How was King Harold killed?

5. What do you think happened the reign of England next? _____



The battlefield from the north side



Battle dispositions

Aftermath

Correct! William became king.

The battle was won but the English still had smaller armies which had not joined King Harold at Hastings. They had lost their king but were still trying to reorganize. William rested his army for five days before moving towards London. His line of march took him through several towns he either captured or destroyed. When William reached London the English resisted for a short time but in the end surrendered.

The Battle of Hastings was a major turning point in English history. William's claim to the throne was strong, and he was able to back it up with force. On Christmas Day in 1066 William was crowned King of England.

Activity 2: I want you to find out **3 changes** that William of Normandy put in place when he became king of England.

Think about:

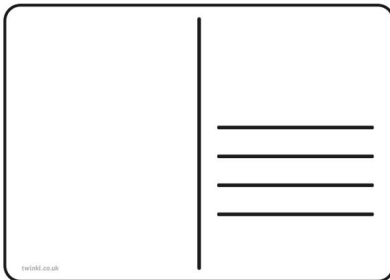
- Buildings
- Crime and punishment
- Language
- Social changes
- The feudal system
- Murdrum

3rd Class

Thursday

English

1. Pretend that you are on your holidays anywhere in the world.
Write a postcard that you would send to your friend at home.



Mention the following things:

1. Who you are writing to (Dear _____,)
2. Where you are
3. Who is with you
4. What the weather is like
5. What you did yesterday
6. What you will do tomorrow
7. Who it is from (From _____.)

3rd Class

Maths

Thursday

1. $65 + 5 =$


2. 85 subtract 6 =

3. What is the value of the underlined digit in 368: 8h, 8t or 8u?

4. 3, 5, 7, ,

5. Share 25 cars equally among 5 children. Each child gets cars.


6. Is this a regular or irregular hexagon?



7.  What time is it?
 to

8. 6 groups of 5 =

9.
$$\begin{array}{r} 69 \\ - 48 \\ \hline \end{array}$$

10. $87c =$ 

We will take a look back at a topic we did a few weeks ago... just to make sure we don't forget it. It s 3D shape

Remember :

2D Shapes are Flat

3D Shapes are solid

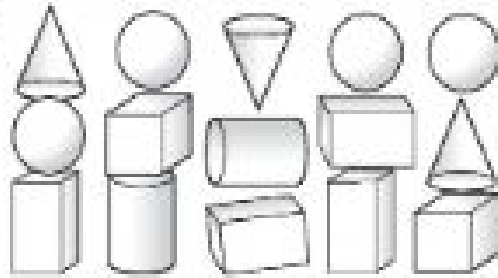
3rd Class

1. Sketch a drawing of each of the following 3-D shapes.

(a)	(b)	(c)	(d)	(e)
cuboid	cylinder	sphere	cube	cone

2. How many of each 3-D shape can you see?

- (a) cones: _____
- (b) spheres: _____
- (c) cubes: _____
- (d) cuboids: _____
- (e) cylinders: _____



3. Name 3 objects from the world around you that are shaped like a...

(a) cube:	(b) sphere:	(c) cone:	(d) cuboid:	(e) cylinder:

Music

(...you will LOVE this one!!)

Listen to this story by Dr Seuss being rapped to a song by Dr Dre, an American hip hop artist. You may have heard the story before but I bet you haven't heard it told like this! <https://www.youtube.com/watch?v=nwDGRUzv3SE>

Find something to read in your house, maybe a book or a newspaper, even the back of a cereal box, and rap the words to the same song by Dr Dre. Maybe you could even record yourself doing it and email it to your teacher! Here's the instrumental version. <https://www.youtube.com/watch?v=4Hs8GDo-Vk0>

3rd Class

Friday

English

Activity One- Alphabetical Order and Vocabulary Work

1. What letter comes before T? _____

What letter comes after L? _____

What letter comes before X? _____

Does P come before or after R? _____

Put these letters in alphabetical order: F, B, J, G, N _____

2. Put the words into alphabetical order in your copy.

a. fish, caravan, bus, apple

b. ticket, cinema, meal, orange

c. pear, ruler, chair, book, letter

d. story, flower, pole, fence, bicycle

e. radio, question, zebra, ship, mountain

f. lizard, monkey, camel, zebra, lion

Activity Two- Word Detective- letter C

All the answers begin with the letter 'c'.

1. A person who is in charge of a ship or an airplane.

2. A document or chart that shows the days, weeks, and months of a year.

3rd Class

3. A large building usually with high, thick walls and towers that was built in the past to protect against attack. _____
4. A party or other special event that you have for an important occasion or holiday. _____
5. The inside surface at the top of a room. _____
6. A bird that is raised by people for its eggs and meat.

7. A food that is made from cacao beans and that is eaten as candy or used as a flavoring ingredient in other sweet foods.

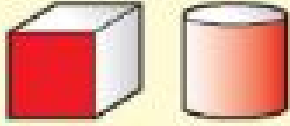
8. A perfectly round shape. _____
9. A white or grey mass in the sky that is made of many very small drops of water. _____
10. The land along or near a sea or ocean. _____

3rd Class

Maths

Faces, edges, vertices

Face




A **face** can be curved or flat. When you trace around a face, you draw a 2-D shape.

Edge



An **edge** is where 2 faces meet. You can run your finger along it.

Vertex



A **vertex** is a point or corner. Vertices is the plural of vertex.

1. Complete these sentences.



- (a) A _____ has 1 flat face and 1 curved face.
(b) A _____ has 2 flat faces and 1 curved face.
(c) A _____ has 6 square faces.
(d) A _____ and _____ have no vertices.
(e) A _____ has 2 curved edges.
(f) A _____ has only 1 face.
(g) A _____ and _____ each have 12 edges.
(h) A _____ has only 1 vertex.

EXPLORE

Shapes with curved faces can roll.

Shapes with flat faces can slide.

2. (a) Which of the 5 shapes from Question 1 can (i) roll; (ii) slide? Draw them in the correct boxes.

(i) can roll

(ii) can slide

(b) The _____ and _____ can both roll and slide.

3rd Class

Art

Last week you read about all the fighting the Normans used to get up to. They used shields called "kite shields" to protect themselves. They were called kite shields because they were shaped a bit like..... you guessed it, kites!

Pretend you are a Norman with a very important battle coming up. Have a go at designing your own kite shield. Make it personal to you so your shield won't get mixed up with anyone else's while you're in battle.

Here are some examples you might use for inspiration, though I'm sure yours will look even better.

Why not send your art to your teachers by attaching a picture to an email!



3rd Class

Mr. Kelly (Literacy groups)

Monday

Recount writing

Write an account of the **school tour** you spoke about last week in our oral language lesson (last Thursday). Look at your picture you drew to help you write your account.

Keep in mind:

Where did you go?

What was your favourite part of the school tour?

Who did you sit beside on the bus?

What class were you in when you went on this tour?

Would you like to go to this place again soon?


Try to use different **verbs** when starting a new sentence. E.g. We went , I sat beside....., My favourite part was....., I would love to....., I didn't like the etc.

Try to write at least one page when writing your account of the school tour. Remember to use **full stops and capital letters** throughout.

3rd Class

Tuesday

Read the following comprehension and answer the questions in your copy. Remember to use the question to help you construct your answer.



Emma and her parents went to live in Australia. Emma loved Australia but she missed her Granny back in Ireland. Every week she spoke to Granny on Skype.

When her little brother, Roger, was born, she held him up in front of the computer for Granny. 'Aah,' said Granny. 'Isn't he cute?'

On Roger's first birthday, Granny pretended to help him blow out his candle on Skype.

When Roger was two and Emma was eight, Granny visited them in Australia. Emma was very excited. So was Roger, but he had only ever seen her on Skype.

'Granny!' he yelled when she walked out of the airport, 'You have feet!'

CHECK-UP

- 1 Where did Emma and her parents go to live?
- 2 Who did Emma miss most?
- 3 How did she talk to Granny?
- 4 Did she really blow out Roger's birthday candle?
- 5 Why was Roger so surprised that Granny had feet?

WEEK 25 • DAY 3 99

3rd Class

Wednesday

Oral Language:

Think about yesterday's lesson on using Skype. Have you ever used it? Skype is a form of social media we use in our lives daily. Can you think of any other forms of social media we use each day? Watch the following video on youtube

https://www.youtube.com/watch?v=SgNIIUD_oQg

Activity: Ring a member of your family or a friend like Emma yesterday by using social media e.g facetime, skype, zoom or whatsapp. Talk to them for **10 minutes maximum** about how your daily life is without school.

Tips:

- Write down a few questions beforehand that you want to ask.
- Maybe ring someone you haven't spoken to in a long time.
- When you ask your question, make sure you let the other person answer the question. (no interrupting)
- Always say hello at the start and goodbye to end the conversation.

Thursday

Commonly Confused Words **Where Wear Were We're**


Grammar: Complete these sentences using the correct words. The first four have been done for you. Rewrite sentences into your copy.

1. **Where** are you going?
2. Do you know what **we're** doing today?
3. Please can I **wear** your coat?
4. **We were** going to go swimming but it was closed.
5. That is _____ I used to live.
6. The children _____ very tired after their day out.
7. I like to _____ red.
8. Hurry up, _____ going to be late.
9. We _____ freezing cold.
10. She will always _____ her hair in pigtails.
11. _____ very excited.
12. Do you know _____ I can find the dinner hall?

3rd Class

Friday

Read the following comprehension and answer the questions in your copy.



SCHOOL TOUR

Teacher brought the whole class on a tour. They went by bus to the museum. The museum was full of great things to see. Emma liked the old clothes. She said she would look like a princess in a dress that she saw. Tom liked the cannon guns. He said they were cool. Anna saw a glass case full of stuffed animals. It had a fox, a rabbit and a badger. They looked like they were still alive. Everybody found something that they liked. After lunch they all got back on the bus. They stopped at a park. Everyone had fun on the swings. It was the best tour ever! ■

CHECK-UP

- 1 Where did the class go to on their school tour?
- 2 How did they get there?
- 3 Who brought them?
- 4 Name some of the things that they saw.
- 5 What did they do after lunch?

WEEK 26 • DAY 1 101

3rd Class

Social skills groups

A Social stories

Watch the following video on why people are wearing masks on their face.

https://www.youtube.com/watch?v=lnP-uMn6q_U